

**October
November
2009**

**Volume 22
Number 3/2009
Founded 1987**

In This Issue

**Editor's & Secretary's
Notes**

Contact Details

Windows 7

News from Archos

Plustek OpticFilm

TomTom XL Live

**Encrypting Files with
WinZip**

**Norton 2010 Security
Programs**

PDF Converter 6

**Photoshop 8 & Premier
Elements 8**

New from Doro

Nero 9 Reloaded

Epson Projectors

**Corel Digital Studio
2010**

Acer Ferrari One

**ROM is issued
six-times
a year to
members of the
Guildford PC
User Group
All Contributions
to the Editor
Tony Hawes
(details on page 2)**

ROM

Newsletter of the Guildford PC User Group

Editor's Bit

My apologies for the delay to this issue of ROM caused by unforeseen circumstances.

Well we've had a long summer break and most of you will know that this is as a result of the landlords of our meeting place raising the rent for our use of the hall. As discussed at the AGM and mentioned below it was decided that to keep within budget and not raise the subs we would reduce our meetings to nine a year. As a result we no longer have meetings in January, July and August. In many ways a good thing because the January meeting was often problematic for those travelling a long way when the weather was January bad; the July and August meetings ate into the summer holiday breaks and who would want to travel to a wet and windy Guildford (as we had this year when they could be sunning themselves on the Riviera, Caribbean or wherever — so perhaps a blessing in disguise.

Not too much in the way of reviews in this issue of ROM, but don't worry, we still have the latest news and advice on what's new in the consumer computer market from press releases and other sources.

Secretary's Notes

Meeting Monday 11th May 2009.

Annual General Meeting. We held our annual general meeting and Francis Jacques was re-elected treasurer, Paul Kuzmin secretary and

Tony Hawes the chairman and editor of ROM magazine. The treasurer said that the subscription to the club would remain at £20 but this would not quite sustain us in through the next year. The membership had fallen quite drastically and as the landlords insisted that the charge for our hire of the hall for the night could not be reduced below the existing £36, it was decided that we would miss the July and February meetings as well as the August meeting so that we met nine times a year. This was proposed by Kevin Kibbey and was seconded by general agreement and a show of hands. With just nine meetings we should be able to cope without raising the subscription. There was also discussion about whether a different venue could be found but this might be more a longer term objective. The University of Surrey was one considered location.

Epson Scanner. Tony then went on to demonstrate an Epson scanner - not the one that he had hoped to be lent by Epson, but his own Epson Perfection 4990 photo instead. He demonstrated the various masks for transparencies and negatives as well as the very good OCR capability of Abbyy Fine Reader. His laptop was running the first release candidate for Windows 7 and seemed to function perfectly well. We all admired the photo restoration qualities of Epson's software that comes with the scanner, in particular the restoration of badly faded colour transparencies with a pronounced pink cast to near true colours, and all at the click of a mouse, without the intervention of Photoshop or

(Continued on page 2)

ROM is now only available as a full-colour .pdf download from the Group web page at:
www.guildfordpcusergroup.co.uk

**NEXT MEETING — Monday
12th October 2009 at 7.45 p.m.**

Corel Digital Studio 2010

Monday 12th October 2009 at 7.45 pm. An introduction to Corel Digital Studio 2010 followed by a practical demonstration by Laurence Fenn, our resident Corel expert, of Studio 2010's capabilities using Windows 7.

Spread the word and please bring a friend — Coffee, tea & chocolate biscuits are free!

**Meetings are held on the 2nd Monday
of each month at 7.45pm at the
Stoughton Youth Club and Community
Centre (opposite "The Royal" — Pub)
Worplesdon Road (A322), Guildford.**

Forthcoming Meetings

Monday 9th November. Nuance's latest (PDF Converter 6 Professional) — An opportunity to see it in action.

Monday 14th December 2009.
Annual Christmas quiz.

Monday 11th January 2010.

Winter holiday — no meeting.

CONTACT DETAILS

If you have any queries or questions about the Guildford PC User Group and its activities please contact the following members of the committee:

Chairman (and Editor)

Tony Hawes
For Contact details see the entry under Editor (below).

Secretary

Paul Kuzmin
"Bramber", Horsell Vale,
WOKING
GU21 4QU
Tel. 01483 830422
e-mail: paul.kuzmin@ntlworld.com

Treasurer

Francis Jacques
"Sampford", Elmstead Road,
WEST BYFLEET, KT14 6BJ
Tel: 01932 341888
e-mail: francis.jacques@virgin.net

Web Master

Laurence Fenn
84 St George's Road,
ALDERSHOT, GU12 4LJ
Tel: 01252 330408
e-mail: laurence@orchardoo.com

Laurence's Web Page:

<http://www.orchardoo.com>
(this site contains many of the reviews that have appeared in ROM)

Group Web Page:

www.guildfordpcusergroup.co.uk

Meeting Room Key Holder

Tony Hawes
Details below

EDITOR (and Chairman)

Tony Hawes
25 Folly Close,
FLEET, GU52 7LN
Tel: 01252 617962
Mobile: 07941 778007
e-mail: thawes@ntlworld.com

(Continued from page 1)

PaintShop Pro was quite amazing.

Meeting Monday 8th June 2009

Improve Your Photo Taking. John Childs presented an interesting evening discussing his photography hobby using Canon cameras and various lenses which he manages to wield without a tripod. All these lenses are zoom lenses apart from a 50mm traditional fixed lens and he mentioned that fixed lenses are actually more expensive than zoom lenses. He discussed the difference between JPEG for every day use and RAW images for special pictures that can have a lot more processing done in Photoshop or Paint Shop Pro. He also gave a number of useful tips for our summer holidays such as avoiding putting the subject in the middle of the picture and much better to put in one of the outer 1/3 sections. This tends to make the picture look more dynamic. Also if the subject is moving in especially sporting pictures it is a good idea to leave a space in front of the subject to move into which looks much more natural than the subject heading out of frame. In animal shots he generally aimed for the eyes and blurred the background and often crops the picture to focus especially on the animal. He said the blurring the background was very difficult for small cameras to achieve.

Another mistake in photos was not to include a focal point that draws the eye in many landscapes. The timing of pictures was also thought to be essential in landscape pictures with dawn and dusk being the best times. It is also good to give an object of sense of scale especially in the case of statues and monuments. In wildlife scenes it is best to go in as close as possible. He also favoured the use of diagonals such as in a picture of motorbike racing and he showed as some successful panning where the motorbike was in focus and the background was blurred with the motion. He then brought out his spectacular prints which looked incredibly lifelike, my favourite being the otter. I was really impressed with the quality and it is good to see such enthusiasm.

Windows 7

See next page for the latest news concerning the release and features of Windows 7.

Don't forget that if you downloaded the RC (Release Candidate) version as recommended at our last meeting it will work with full functionality until March 2010.



John Childs ARPS — Since this demonstration John has gained distinction with his photographic expertise and has been appointed as an Associate of the Royal Photographic Society (ARPS) — congratulations!



Microsoft Office 2010 — About to Kick off??

Meanwhile as can be seen from the attached screen grab, Microsoft are well into testing the next version of Office, Office 2010. Let's hope it includes a working

spell-checker — see right!



Microsoft Windows 7

Windows 7 is still on course for an October 22nd launch and like many I took advantage of the pre-launch order offer to buy a couple of copies for my children and grandchildren at vastly reduced prices i.e. £44.97 for a full version of Windows 7 Home Premium as against the suggested retail price when it goes on sale on 22nd October at £149.99.



For Amazon the pre-launch offer was a hugely successful promotion and led to Amazon being sold out of their allocation of pre-launch copies within 6-hours of taking orders.

However, always looking for a bargain, there was an even better offer available from one of the several participating retailers offering Windows 7 Home Premium, but better still quickly the word was out that if you ordered from one particular dealer, they were still taking orders well after Amazon had sold their allocation and were accepting a £5-off discount voucher code (available if you knew where to look). This brought the price down to £39.97 per copy, so you may guess where I placed my orders — and I have a copy of their invoice accepting my order to prove it!

Product Features

Windows 7 Home Premium makes it easy to create a home network and share all of your favourite photos, videos and music. You can even watch, pause, rewind and record TV. Get the best entertainment experience with Windows 7 Home Premium.

32-bit or 64-bit? Every copy of Windows 7 Home Premium includes both 32-bit and 64-bit discs, each with its own code. However, only one code can be used on one computer at one time.

Is Home Premium right for you? Make sure with our Windows 7 comparison chart. (see alongside).

Important — Changes to the EU Release of Microsoft Windows 7

Upgrade TO:

Upgrade FROM :

		Windows 7 Home Premium		Windows 7 Professional		Windows 7 Ultimate	
		32-bit	64-bit	32-bit	64-bit	32-bit	64-bit
Windows XP*		Custom Install	Custom Install	Custom Install	Custom Install	Custom Install	Custom Install
Windows Vista Starter	32-bit	Custom Install	Custom Install	Custom Install	Custom Install	Custom Install	Custom Install
	64-bit	Custom Install	Custom Install	Custom Install	Custom Install	Custom Install	Custom Install
Windows Vista Home Basic	32-bit	In-Place Upgrade	Custom Install	Custom Install	Custom Install	In-Place Upgrade	Custom Install
	64-bit	Custom Install	In-Place Upgrade	Custom Install	Custom Install	Custom Install	In-Place Upgrade
Windows Vista Home Premium	32-bit	In-Place Upgrade	Custom Install	Custom Install	Custom Install	In-Place Upgrade	Custom Install
	64-bit	Custom Install	In-Place Upgrade	Custom Install	Custom Install	Custom Install	In-Place Upgrade
Windows Vista Business	32-bit	Custom Install	Custom Install	In-Place Upgrade	Custom Install	In-Place Upgrade	Custom Install
	64-bit	Custom Install	Custom Install	Custom Install	In-Place Upgrade	Custom Install	In-Place Upgrade
Windows Vista Ultimate	32-bit	Custom Install	Custom Install	Custom Install	Custom Install	In-Place Upgrade	Custom Install
	64-bit	Custom Install	Custom Install	Custom Install	Custom Install	Custom Install	In-Place Upgrade

Custom Install: A custom (clean) installation gives you the option to either completely replace your current operating system or install Windows on a specific drive or partition that you select. You can also perform a custom installation if your computer does not have an operating system, or if you want to set up a multiboot system on your computer.

In-Place Upgrade: Keeps your files, settings, and programs intact from your current version of Windows. Windows Easy Transfer and the Windows 7 Upgrade Advisor are useful tools that can assist your upgrade. For more information about these tools and upgrading your PC to Windows 7, please visit: <http://windows.microsoft.com/upgrade>

Additional Notes: If you are upgrading from Windows XP, you will need to back up your files and settings, perform a custom (clean) install, and then re-install your existing files, settings, and programs.

To upgrade an earlier operating system than Windows XP (e.g. Windows 95 or Windows 2000) you will need to purchase a full license of Windows 7 and perform a custom installation. In the EEA/EU (including Croatia and Switzerland) and Korea, Microsoft will ship Windows 7 editions that do not include certain features such as Windows Media Player and related technologies such as Windows Media Center. Upgrading to these editions will require a custom installation. Upgrading Windows Vista from one language (e.g. English) to Windows 7 in a different language (e.g. French), requires a custom install.

Microsoft have recently made a number of changes to the European release of Microsoft Windows 7. Be aware that while this is subject to change, the latest information is that this version of Windows 7 ships as a full edition, suitable for both new Windows users and Windows Vista users looking to upgrade. Although a 'clean install' is not essential for existing Windows Vista users, a

'clean' install is recommended by Microsoft UK.

All editions of Windows 7 will now include the Internet Explorer 8 web browser as standard. But be aware that Outlook Express and Windows Mail that came with Windows XP and Vista are no longer supported — Windows Live Mail is what comes with Windows 7.

News from Archos

Vision – Portable Media Players

Archos has introduced a new range of Portable Media Players (PMPs) which they claim offers the “best price and quality mix”.

The “Vision” range as its called, will offer screens up to 3” in size, with 4” and 7” screen models planned for an autumn launch.

The ARCHOS Clipper — Ultra-mini MP3 Player



The ARCHOS Clipper is an ultra small MP3 player, weighing just 20 grams. The ARCHOS Clipper is designed for music and podcasts, and can store over 1000 MP3 or WMA encoded songs or 60 hours of music with 2GB of storage capacity.

The ARCHOS Clipper will be available from August 2009 with a recommended retail price of £19.99

The ARCHOS 2 Vision — All-in-one Affordable Credit Card-size Device

The ARCHOS 2 Vision is an all-in-one affordable credit card sized device with a unique surface area for scrolling with just a flick of the finger.



The ARCHOS 2 Vision incorporates a 2” screen, lyrics display and photo viewing. The tactile slider lets you browse through lists and control sound volume.

The ARCHOS 2 Vision supports the most popular music formats (MP3, WMA and WAV) and features 8GB of storage capacity to store up to 4,000 songs; a Micro-SD card slot allows you to add even more music or files.

Photos can also be viewed on the 2” colour screen, and an FM radio allows you to enjoy your favourite programs and stations, with 30 preset stations. A built in microphone allows recordings to be made instantly.

Available from August 2009 the ARCHOS 2 Vision has a recommended retail price of £49.99

The ARCHOS 3 Vision — The Full-featured Affordable Media Player

The ARCHOS 3 Vision media player is a full-featured affordable device delivering great video and music features.



It has an impressive 3” LCD touch-screen, perfect for viewing photos and videos. The touch screen interface with a virtual scroll dial will let you quickly navigate through long lists of music files.

The ARCHOS 3 has up to 14 hours battery life and 8GB storage capacity to store over 4,000 songs. Videos and photos can be enjoyed on the bright and sharp 3” screen, or on your home TV with the included composite cable.

The built-in FM Radio allows you to listen to your favourite stations, and with the FM Transmitter you can play music through your radio. The ARCHOS 3 also packs in an audio recorder allowing you to make recordings via the built in microphone, with additional features including a stopwatch and calendar

The ARCHOS 3 Vision will be available from August 2009 with a recommended retail price of £89.99.

ARCHOS 2 — Review

Meanwhile Archos have set me a review sample of the Archos 2.

Used to much larger devices, the first thing that struck me about the is device is how small it is. Measuring just 84mm x 41mm and not much thicker than a one pound coin, it’s smaller than any other PMP devices I’ve seen. The colour screen at 1.8-inches means it’s not ideal, but it is possible when you peer closely to read the text display of what song is being played.

With 8GB of flash memory there is plenty of room to store music, photos and video files and an FM radio. Should you run out of memory the microSD slot allows for expansion.

The supplied sample came in a glossy white finish with a chrome back. The on/off switch and microSDHC slot are along the top with the headphone socket and mini-USB connector along the bottom.



In Use

Importing music or photos into the device is simple: Plug the mini-USB to USB cable into your computer where it is recognised as an additional drive and copy the required mp3 WMA files from your computer into the music folder of the device. Do the same for any photos you want to use (jpeg only). Importing videos it’s a bit more complicated as first one has to install the AVI Converter application from the mini-CD into your computer and then choose which files you want to convert. Only AVI files can be imported so one is fairly restricted as to the type of file that can be used, but it seems to work quite well.

The various buttons serve several functions but with experience navigation through the features and functions is easy and relatively quick. For example the forward/backward play buttons on the left scroll up and down through the available options, whilst the Menu and Play buttons allow one to toggle various features. When music is playing they of

(Continued on page 5)



Media Library Menu

(Continued from page 4)

course operate the forward or back functions. The + and - buttons on the right operate the Volume.

The FM radio performance for such a small device is impressive. It picked up stations clearly in my home location at Fleet, which with other similar devices give poor reception. Available channels can be scanned and allocated to a preset for instant

recall.

Another useful feature is the sound equaliser which can be set to several different preset modes to suit your listening taste such as Classic, Rock, Pop, Jazz etc. The supplied ear bud earphones are nothing special, but with a better quality pair sound was impressive.

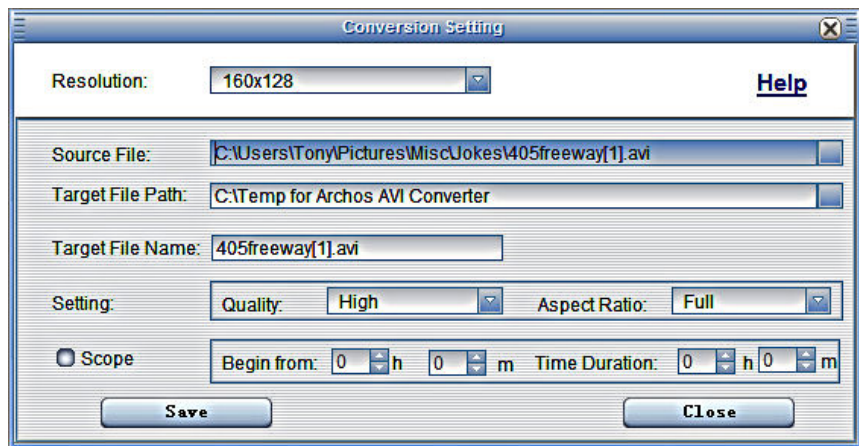
Conclusions

Pros. At only £39 or thereabouts the Archos 2 offers quite a lot of bang for your buck. Forget the small screen and concentrate on what it does well i.e. playing music and it's a bargain buy. The 8GB of memory will hold more than enough audio files to keep the most enthusiastic audiophile happy.

Add to that the built-in FM radio and a microSD slot for memory expansion and it is a serious competitor for Apples' iPod nano.

Cons. There is no mains charger, charging is done only when connected to a PC

through the USB cable. Video resolution of the video player is only 160x128.



The Video Converter in Action

Plustek OpticFilm 7500i AI Review — Update

by Tony Hawes

Readers will recall that 18-months or so I reviewed Plustek's OpticFilm 7500i AI dedicated 35mm slide and negative strips scanner. I gave the performance of the scanner and bundled SilverFast software a fairly negative thumbs-down review because in my estimation neither the scanner or software did what they claimed to do.

As a result of my review both Plustek and SilverFast got back to me to try to resolve my problems. SilverFast in particular mentioned that Plustek scanners could vary from sample to sample, so with a replacement scanner and latest SilverFast software I've had a go at updating my review.

Background

The OpticFilm 7500i AI high-resolution film scanner is dedicated to the scanning of 35mm slides and negatives and offer a high optical 7,200dpi resolution featuring multi-exposure function for negative film as well as a multi-sampling feature that reduces



noise. It comes with specialist software to further enhance the scan quality and speed.

The OpticFilm 7500i AI is priced at £395

(Continued on page 6)

(Continued from page 5)

excluding VAT.

This scanner is ideal for digital imaging enthusiasts, photographers, and home office users for tasks such as enlarging photographs, converting slides into high-quality images for magazines and other printed material, digitising collections of slides to create digital libraries, as well as posting and sharing images on the internet.

The OpticFilm 7500i includes a new multi-exposure scanning function for negative film. Producing a high quality, detailed scan, multi-exposure accentuates fine details found in highlights and shadows, such as reflections and textured surfaces and also helps to eliminate noise.

The OpticFilm 7500i AI comes with a SilverFast 35mm IT8 Target calibration slide, which can generate ICC profiles enabling the scanner to be calibrated using a standard colour target. SilverFast also gen-

erates its own internal calibration, enhancing colour accuracy.

The multi-sampling function on both scanners enhances scan quality by minimising noise found in the image caused by varying factors such as low-level lighting or low resolution images. In operation, the unit quickly scans the slide four times with each scan generating four separate readings of the noise level on the image. These are then automatically averaged out to produce the final high-quality scan.

Providing a 48-bit scanning capability, both scanners support recognition of literally trillions of different colours. The result is a highly accurate colour repetition when compared to the original with even subtle details such as shadows and highlights being picked-up.

Two film holders are also provided for mounted slides and filmstrips.

The OpticFilm 7500i AI includes the following software:

- SilverFast Ai IT8 Studio V6.5 iSRD ME – targets for more professional users. The SilverFast 6.5 AI Studio (MultiExposure) iSRD software provides enhanced powerful function such as Multi-Exposure, IT8 Target, Auto Adjust, USM, NegaFix, Selective Colour Correction, iSRD, SoftPrint, and many more.

- **Bundled software.** NewSoftPresto! PageManager 7.10 – award-winning photo/image management software, which supports over 100 popular applications, including colour optimal character recognition and full-text indexing functions

- NewSoftPresto! ImageFolio 4.5 - comprehensive multimedia image-processing software which creates new images or enhances existing ones using ImageFolio's powerful image-editing tools

- Plustek Quickscan

The scanners run on Windows 2000, XP or XP 64bit, Vista and MacOS 10.3.9 or later.

In Use — Plustek OpticFilm 7500i AI

The driver software and SilverFast AiStudio 6.5 come on two CDs. There is no manual, however there are three multi-lingual printed "Quick Guides": A Read Me First guide for the unpacking, connection and software installation, A 'SilverFast AiStudio' quick guide and a 'Scanner Buttons' quick guide. Full documentation is on the CDs.

Unlike most hardware installations where the software is installed before connecting the scanner, Plustek asks for the scanner to be plugged in to the USB port first, with the software installation following.

Having powered up the scanner and plugged the USB cable into the computer it installed the driver software and the optional NewSoft Presto! and Presto Folio Image management software. Following this the SilverFast software install options are given; to install either the SilverFast Photoshop / Stand Alone plug-in and / or the SilverFast TWAIN plug-in for Windows.

With the software installed and after a reboot it was time to explore the capabilities of the scanner.

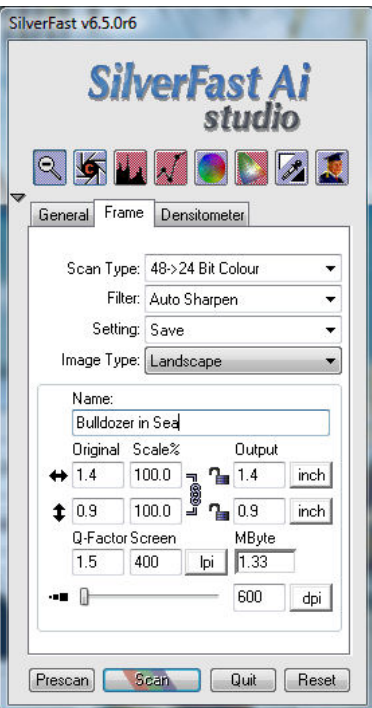
With transparencies in the slide holder it was only necessary to press a button on the front to open the SilverFast menu. As can be seen from the screen grabs on the left there are two windows:

1. The initial screen where a Prescan and Final Scan can be invoked.
2. After a Prescan the second window shows the scanned slide with SilverFast processing options in the form of mini icons on the left-hand side. Clicking on these icons fine-tunes the final scan to one's requirements.

Scan Features

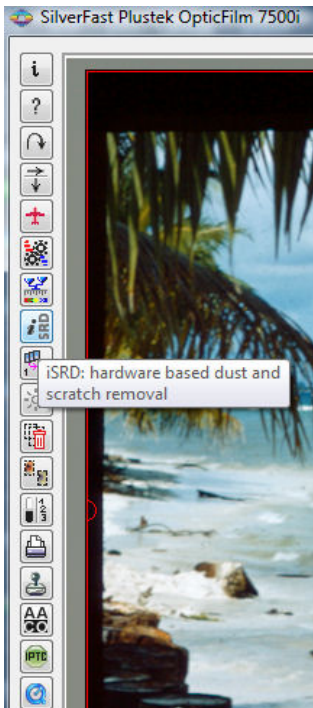
Multiple sampling. For most users the most important feature is the capability of being able to automatically remove digital 'noise', blemishes and dust. To minimize noise, the Plustek 7500i has a multiple sampling function that makes four scans during scan time, since the noise patterns changes each scans, the image is averaged together and noise cancel out if inconsistencies are present.

iSRD. iSRD stands for Infra-red Smart Removal of Defect, which is a combination hardware and software solution to automatically eliminate minor



The initial scan screen. Clicking the icons along the top gives access to various parameters such as histogram, colours, shadow and mid-tone effects etc.

Other scan options can be selected from the menu including the scan dpi with the slider at the bottom.



With the pre-scan done the pre-scanned image is shown. Along the left are a series of icons which when clicked give access to further options to be used during the final scan. As an example the iSRD dust and scratch removal tool has been selected. Many other options are available.



Box contents and software. It also comes with a SilverFast 35-mm IT8 Target colour calibration slide and an attractive carry case.

(Continued on page 7)



One of my original colour transparencies dating from August 1957 of the arrival of a Royal Flight in Ceylon (Sri Lanka). Note the pronounced pinkish colour cast and horizontal scratches. Scanned with Plustek 7500 using SilverFast 6.5 with all the blemish, scratch, and dust removers invoked.



The same transparency scanned using a bog standard, but very good, Epson Perfection 4990 Photo flat-bed scanner with Epson Scan software colour restorer and Digital Ice scratch and dust remover software turned on — the difference is astonishing.

The two scanned 35mm slides as they appeared in my original review. Below (right) is a re-scan with a replacement Scanner and updated SilverFast software

(Continued from page 6)

flaws, such as dust and scratches, using infrared channels.

Two modes, automatic and manual, are available. In automatic mode, SilverFast iSRD operates completely on its own and applies the corrected result to the entire scan frame. In manual mode, the user can select certain areas to work on, and leave the rest untouched.

With defects removed, SilverFast iSRD does not soften or blur the scanned file and it provides the user with an enhanced genuine image.

Scan Results — Original Comments

I have a large number of 35-mm slides dating back over many years and a sizeable collection of 35-mm negative film strips and archiving these into a digital photo library either to an external hard disk or onto DVDs is something I have considered for a long time, but never got around to doing, so the Plustek 7500 Ai seemed just the sort of scanner that would make this task relatively easy, but sadly my experience of scanning my sample slides left me very disappointed and wondering where I had gone wrong, because the scanner and SilverFast software just wouldn't cut the ice with me.

Thinking that I was doing something silly and stupid I consulted the on-line manual and help videos and found I was doing everything by the book, so am puzzled by the abysmal results.

Scan Time

Scans done at a relatively high resolution of say 2400 or 3600dpi (the maximum is 7200dpi) can take an age. With SilverFast's blemish, dust and scratch remover options turned on it takes the best part of six minutes to scan and process just one 35-mm

slide into a saveable image. Add to this the chore of having to reposition each slide manually after each scan, the time taken to scan a collection into digital format is excessively time consuming. If Plustek should ever get around to designing their next model with an automatic slide feeder they could be on to a winner as an automatic slide-fed scanner would be very attractive to those with a large negative or slide collection that needs digitising.

Update — Scan Results — July 2009

This time I followed the book to the letter and I'm pleased to say the scanner and software behaved themselves as they should have done in my original review. The image above is proof of this. However the scan time is still as long as I commented on in my original review which rather dampens my enthusiasm for this scanner. Also worth noting is that the SilverFast image editing application is not an easy-to-use product, only a thorough reading of the User Guide will give good results — the watchword is perseverance!

PS. The purchase of a printed guide such as "SilverFast - The official Guide" English version by Taz Tally Ph.D, costing 32,00 € would be an essential accompaniment. This book is available from:



July 2009 scan with SilverFast's blemish and scratch remove functions turned on. Compare with original Feb 2008 scan at top left.

<http://www.scandig.com/books/silverfast-the-official-guide.html>

(Don't purchase from Amazon.co.uk as they quote over £100 for the guide! — unless they've got their figures wrong!)

Availability and Pricing

The Plustek 7500i Ai is priced at £395, excluding VAT and is available now from Jessops.

PS

My original review led to me receiving the following comments from SilverFast's Head Office in Germany,

"in order to remove a colour cast from the original scanned we have a feature called colour cast removal and it will do just what you intended - natural colours. Our default approach is to reproduce the original as good as possible because our software doesn't "know" if the cast is intended or not :-).

After my further tests I'm convinced that things are now OK — Ed.

TomTom XL Live IQ Routes — as driven by Tony Hawes

TomTom XL Live IQ Routes Widescreen Sat Nav with European Maps overview

Introduction

The TomTom XL IQ Europe In-Car Satellite Navigation helps you to avoid heavily congested roads, thus helping you to save money on fuel.

With the TomTom XL LIVE IQ Routes edition you can try TomTom LIVE Services for free the first three months. LIVE Services is a bundle of the following services:

- HD Traffic — Get the best real-time traffic information on motorways and secondary roads, to drive the smartest route and be sure of your arrival time.
- Safety Alerts — Know the location of fixed and mobile safety cameras and accident blackspots, for safer, more relaxed driving.
- Fuel Prices — Get directions to the cheapest petrol station around and save money on your fuel bill.
- Local Search with Google — Find local shops and businesses wherever you are and let your device take you there.
- QuickGPSfix — Drive off more quickly. Speed up the time it takes to fix your GPS position.
- Weather — Receive the latest forecasts to help you plan your journey better and drive more safely.
- The XL Live comes with IQ Routes technology, which calculates the time

and day and avoids areas that have a high risk of traffic, ideal for travelling in areas you're unsure of.

- Advanced lane guidance is an essential safety feature that gives drivers more confidence when dealing with complex junctions.

The TomTom XL IQ Routes Sat Nav holds maps of 42 European countries so finding your way is a breeze. Simply plug your device in and you're ready to go. You can also look at a complete overview of your route so you know exactly what to expect.

TomTom Map Share technology also means you can stay abreast of any changes such as road closures as it allows you to share information with other TomTom users.

The 'Help Me!' menu is ideal for finding the nearest emergency services, petrol stations and more, while the POI database displays the locations of restaurants, museums and other leisure facilities.

The TomTom XL IQ Europe In-Car Satellite Navigation also comes with Advanced Lane Guidance, which informs you when a change in lane is approaching - perfect for driving in complicated lane markings.

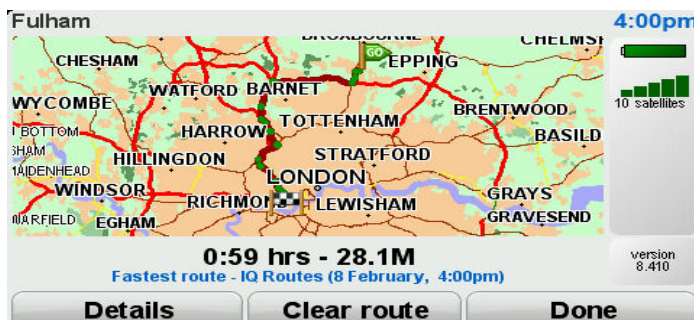
- Maps - Europe (42 countries)
- 4.3" full colour TFT LCD touchscreen (320x240 pixels, 64,000 colours)
- Live Services - Yes (3 month free trial)
- Advanced lane guidance - Yes
- IQ Routes technology - Yes
- Safety cameras - Yes
- Bluetooth calling - No
- 2GB internal flash memory
- Weight: 185 grams
- Battery: Lithium-Ion (up to 3 hours autonomous battery life)

(Continued on page 9)



New easy to fix screen attachment

Lane information is now shown clearly — you need to the left hand lanes!



it knows the best route to take on a Sunday afternoon will take 59 minutes.....whereas the road situation on Monday morning means the best route is an entirely different one, taking 1 hour and 8 minutes

(Continued from page 8)

In Use

The unit looks very much like my TomTom 720 Go. It's still black in colour but this time comes with an EasyPort mount and suction pad built into the back that is detachable. Without the mount it's 123 x 80 x 18mm in size, add in the mount and the thickness makes it 40mm deep. The display is a bright and sharp 4.3-inch touch display which when mounted in front of you on the windscreen makes it easy to glance at your route as you drive along.

The power on-off switch is on the top whilst all the other features are controlled via the touch screen. A recessed mini USB port on the bottom connects the device to the lighter socket on your car or to your PC for updates etc.

Setting up the TomTom XL Live is simple. First connect to TomTom Home web site to download any recent changes. Although the device comes with an internal battery, it doesn't last too long so when in use it's best to have it connected to your car's lighter socket or to one's computer via the supplied USB cable.

Setting the route is straightforward:

1. Chose the county
2. The address or postcode
3. House number

And that's it. The route can be saved in the "My Favourite Routes" folder for immediate recall.

Very much like my TomTom GO 720G, the guidance provided for your chosen route is excellent. Personally I prefer to study a strange/new route beforehand on a real road atlas and once travelling rely on TomTom's spoken guidance as my main method of following the route. However, when coming to complicated junctions a quick glance at the map display and the new lane guidance and the signs you'll be seeing on the overhead gantries is outstanding.

Live

New to me is the TomTom Live with TomTom High Definition (HD) Traffic feature. A SIM card has been built into the unit to access traffic information, this means that with Live HD you receive detailed incident reports about the length and reason of the delays, the most accurate delay information, travel and arrival times, and alternative route proposals almost as soon as they happen. All this information is sent directly to your TomTom navigation system and is totally automatic.

I experienced this during my tests and was impressed. 'Live' was checking periodically with a server as I was travelling and streamed the latest traffic information on the route I was travelling into the device. When this happens and there is likely to be a potential delay on the route you're travelling, TomTom works out an alterna-



tive route and flashes this up on the screen showing the expected delay on the original route and how much longer or less it would take if you accepted the alternative routing. This only came up a couple of times whilst I was using the service, one was an occasion when I was travelling to Ealing in West London with a route via the M3, M25, M4, Chiswick Roundabout and North Circular Road to Ealing.

On this occasion there was a major hold-up on the M4 into the Chiswick and TomTom suggested this as the alternative: M3 to Sunbury, A316 to Richmond, A307 to Kew. A205 over Kew Bridge to rejoin the North Circular at the Chiswick Roundabout and then on to Ealing. As the hold-up on the M4 was forecast as a 30-minutes delay, the alternative via Richmond and Kew would be save 20-minutes. So I selected this. However, I travel into London regularly along this route and if my TrafficMaster device or the information boards on the Motorway mention major delays on the M25 or M4, I don't leave the M3 and join the M25 but continue on the M3 towards London using the via Kew route, but it was nice to know that TomTom agreed with my assessment of the alternative!

If you use your car on the continent the 'Live' service is available in France, Holland, Germany and Switzerland. And whilst talking about European coverage the maps available cover the following countries:

Andorra, Austria, Belgium, Bulgaria, Croatia, Czech Republic, Denmark, Estonia, Finland, France, Germany, Gibraltar, Hungary, Italy, Latvia, Liechtenstein, Lithuania, Luxembourg, Monaco, Norway, Poland, Portugal, Republic of Ireland, San Marino, Slovakia, Slovenia, Spain, Sweden, Switzerland, the Netherlands, United Kingdom and Vatican City and also the connecting roads of Albania, Belarus, Bosnia-Herzegovina, Macedonia, Moldavia, Montenegro, Romania, Serbia, Ukraine and the Russian Federation.

Points of interest are also shown on the map whether in the UK or abroad and are ideal for those travelling to a new and unfamiliar destination.



'Live' Subscription

'Live' comes with a free three-months trial subscription, but after that you need to buy a subscription if you want to keep up with all these extra features. Currently this costs £7.99 a month, and really for casual use this is quite expensive, however, if you are frequently on the road the saving in time and hassle will justify the expense.

Google

Other features include a Google service where you can search for a nearby hospital or restaurant, of garage for example; but new to me was the fuel prices service which could be from a particular place or along the route you are travelling. Safety camera locations are of course available, but like my earlier model one receives due warning that a safety camera is ahead, but doesn't differentiate as to whether it refers to a camera in the direction you are travelling, or to one on the opposite carriageway, which is slightly disappointing, but it does I suppose keep you on your toes.

Attaching the Device to Your Car

TomTom Live IQ Routes comes with a matching black EasyPort mount, which folds flat to fit the whole unit easily into any bag or shirt pocket. Fixing it to the screen so easy and a vast improvement over my earlier TomTom's somewhat clumsy device which I had to modify to enable easy temporary fixing to the car.

One little niggle: I thought I'd use my existing TomTom mini-USB cable which I keep in the car to connect the device. It wouldn't fit, so I used the supplied cable, but then found that because the plug has a right-handed mounting it fits VERY flush to the device, which means you need strong fingers with long fingernails to extract the plug.

Conclusions

TomTom Live IQ Routes is a lovely piece of kit and I used it for regular journeys and a holiday visit to Cornwall. I was impressed with the 'Live' feature which offers a lot, the only down side was that the ongoing subscription costs will diminish its appeal to the normal driver. The initial cost is also on the high side, which means you need deep pockets to justify its purchase it in the first place and then afterwards find £7.99 a month to subscribe to keep up to date.

(Continued on page 10)

(Continued from page 9)

But if you are affluent enough and can justify the expense I don't think there is another Sat Nav on the market to beat it for

features and convenience.

Pricing and Availability

Currently on offer with Amazon.co.uk for £177.30 which includes VAT and free de-

livery.

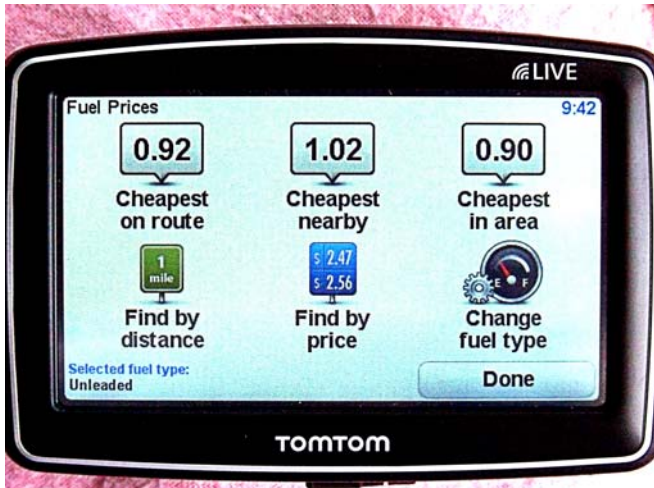
To finish with herewith a selection of photographs/screen shots to show its various features.



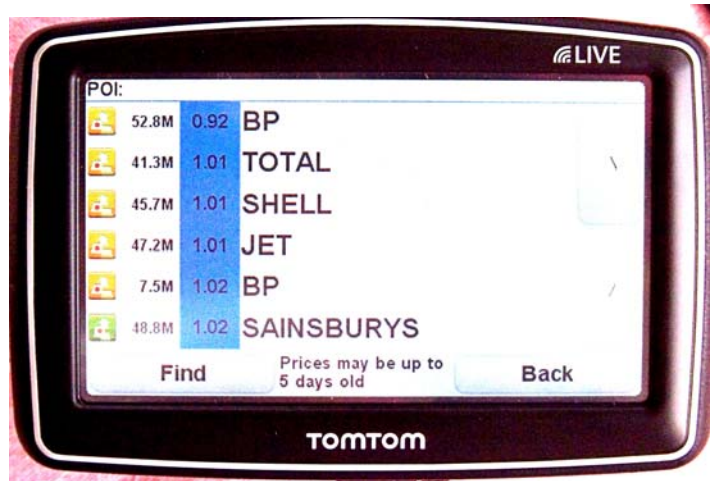
Route Screen showing 2 mins delay 18 miles along my route



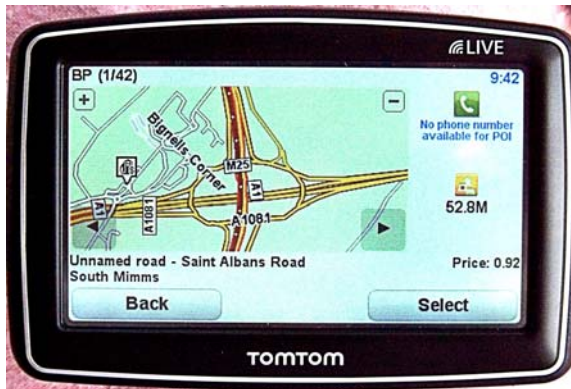
Overview of route showing 'Live' reports of traffic delays on the opposite carriageway of the M 25



One of the 'Live' features is to provide the lowest fuel prices



Lowest price on my route into Essex is 92p per litre at the BP filling station near Bignells Corner on the eastern section of the M25.



The location of the BP station with cheap fuel is shown on the map (left)



'Live' can interrogate the weather for the next five days relative to Fleet.



Finally to check TomTom's long-distance capabilities I got it to create a route from Fleet to Yekaterinburg the other side of Moscow and not far from Siberia.

It came up trumps as shown here: 3017 miles and a nearly 56 hours driving time journey! Not for me but ideal for long-distance lorry drivers I suppose.



Encrypting Files with WinZip

By Tony Hawes

We all have things we want to hide, whether personal, professional, embarrassing, financial, medical etc. so it's only human to have a phobia about keeping our own secrets secret, but we are often presented with a conundrum as to how we keep these secrets safe from prying eyes, especially when it comes to storing our personal data on a computer or sending it electronically by e-mail. Well there is one program most of us have used that has the capability of keeping our data safe under an electronic key, and that is WinZip.

WinZip is better known for its file compression capabilities but it does have the ability to encrypt to a high level of security if used properly. If you have WinZip 9.0 or later it supports the 128- and 256-bit key Advanced Encryption Standard (AES) encryption standard adopted by the U.S. government. AES encryption provides much

greater cryptographic security than the traditional Zip 2.0 encryption method used in earlier versions of WinZip.

NSA say: "WinZip is a popular file compression program for Windows users. WinZip versions 9.0 and higher also offer file encryption with AES using a 128-bit or 256-bit key derived from a user-entered password. An evaluation of file encryption with WinZip versions 10.0 and 11.0 resulted in the recommendations for use listed below".

- Files within a WinZip encrypted archive are protected on a removable medium that contains only the encrypted archive.
- Files within a WinZip encrypted archive are protected when the archive is attached to an email.

So assuming you've got WinZip 9 or

higher, below you'll find how to go about creating an encrypted WinZip file?

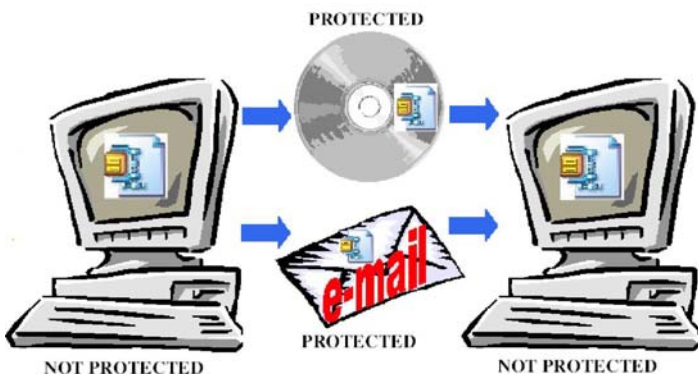
WinZip 12.1

WinZip 12.1 introduces customizable password policies to configure password complexity requirements when using encryption in WinZip. Parameters for minimum password length and a required mixture of characters are user definable. The types of characters that can be specified are upper and lower case letters, numerals and symbols. System Administrators in enterprise environments can customize the MSI installation of WinZip to install password policy requirements that meet their organization's needs for password complexity. For more information visit the Password Policy page.

WinZip's advanced encryption (FIPS-197 certified) uses the Rijndael cryptographic

(Continued on page 12)

WinZip is a popular file compression program for Windows users. WinZip versions 9.0 and higher also offer file encryption with AES using a 128-bit or 256-bit key derived from a user-entered password. An evaluation of file



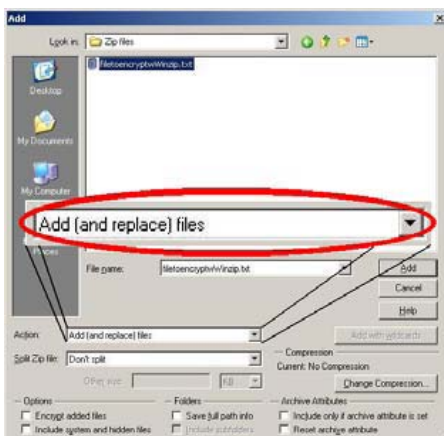
Files within a WinZip encrypted archive are protected on a removable medium that contains only the encrypted archive.

Files within a WinZip encrypted archive are protected when the archive is attached to an email.

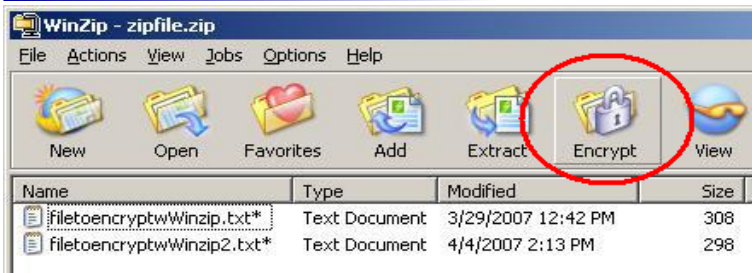
Any computer where the contents of a WinZip encrypted archive have been viewed or extracted will contain copies of the decrypted files in memory.

If using WinZip Version 10.0, use build 7245 to avoid a known vulnerability in earlier builds.

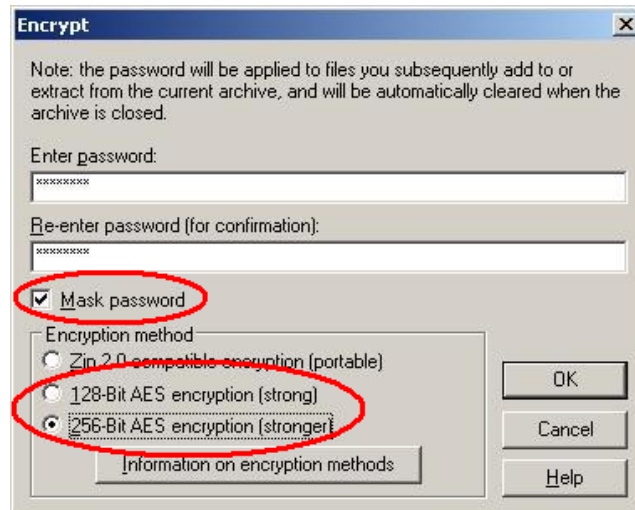
These recommendations apply only to versions 10.0 and 11.0. Other versions should be examined for vulnerabilities before use.



Choose to add files to an archive rather than move files to an encrypted archive. When a file is moved to an archive, it appears that the original copy of the file is deleted, but the contents of the file still exist in the computer's memory. Adding files to an archive is safer because this leaves the original file intact, making it obvious to the user that the contents of the plain file still exist on the computer.



Encrypt the entire archive after all files have been added



Use either 128-bit AES encryption or 256-bit AES encryption. Do not use Zip 2.0 compatible encryption.

Use 256-bit AES encryption when encrypting a million files or more with the same password.

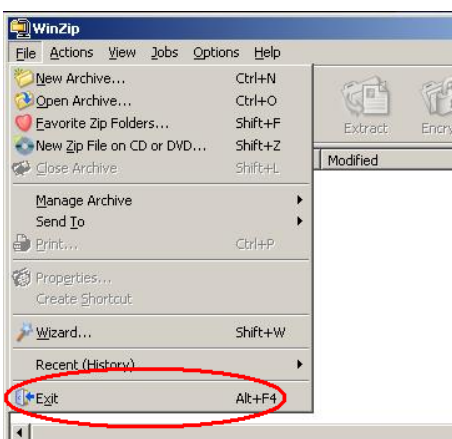
Refer to CNSSP-15

(www.cnss.gov/Assets/pdf/cnssp_15_fs.pdf) for more guidance on choosing 128-bit or 256-bit key length.

Reference "The 60 Minute Network Security Guide" (www.nsa.gov/snac/support/133-011R-2006.pdf) for guidance on choosing strong passwords.

Choose to mask the password.

Implement a secure method for backing up passwords. WinZip does not provide a backup method for retrieving files from an encrypted archive when a password is forgotten.



Close the WinZip program after closing an archive

This article outlines recommendations for WinZip users to assist in security of their data. It is not meant to replace an existing organisational policy.

...and remember that according to James Bamford, author of "The Puzzle Palace" and "Body of Secrets", books about the USA's National Security Agency, any recommendation about the security of ciphers made by, or approved by, a particular government mean that the government concerned is quite capable of reading the cipher in question!

However the AES 128 and 256-bit key length encryption algorithms used by WinZip will be totally secure for all but the most paranoid.

(Continued from page 11)

algorithm which, in 2001, was specified by the United States National Institute of Standards and Technology (NIST) as the Advanced Encryption Standard (AES).

Not only that but WinZip's encryption has been approved by the United States National Security Agency as a secure method of encrypting data using the AES 128 or 256 encryption algorithm.

Limitations To Be Aware Of

(Taken from the WinZip HELP file).

Encryption applies only to the contents of files stored within a Zip file. Information about an encrypted file, such as its name, date, size, attributes, and compression ratio,

is stored in unencrypted form in the Zip file's directory and can be viewed, without a password, by anyone who has access to the Zip file.

WinZip's encryption method is not the same thing as an authentication method for the Zip file. WinZip encryption is intended to prevent someone who doesn't know the correct password from finding out the contents of your encrypted data. The password is not needed for actions that do not involve decryption of the encrypted contents of data stored within a Zip file. In particular, encrypted files can be deleted from a Zip file, or can be renamed within a Zip file, and new, unencrypted, files can be added to a Zip file, without a password.

WinZip uses password-based encryption, and even a strong encryption algorithm like AES is of little or no benefit if the passwords you use are weak, or you do not keep track of them in a secure manner.

Pricing and Availability

WinZip 12.1 costs £29.95 from WinZip direct here: <http://www.winzip.com/getcurrpage.cgi?lang=en&page=prodpagewz>

A free Try Free for 45 Days trial is also available from the same link.

Late PS — WinZip 14

WinZip 14 has just been released in Beta form and can be downloaded free to try here: <http://www.winzip.com/betawz.cgi>

Norton Anti Virus 2010 & Internet Security 2010

For those of you who use Symantec's Norton Anti Virus 2009 and Norton Internet Security 2009 some interesting news because in mid-September Symantec launched the 2010 versions of these security programs.



What's New?

Norton Internet Security 2010 (NIS 2010) and Norton AntiVirus 2010 (NAV 2010) are equipped with a new security feature that Symantec have codenamed "Quorum." Quorum is designed to detect viruses and other 'nasties' even before a fix is released. Symantec claim Quorum will take the "greatest weapon cyber criminals have in their arsenal—their ability to generate unique pieces of malware at an alarming rate—and turn that very weapon against them." The idea being that some harmful software such as viruses or Trojans that are designed to cause damage or disruption to a computer system are released in very low numbers and shortly after release are not likely to be immediately recognised by anti virus programs. Symantec's Quorum recognizes these features and works against the harmful program's odd attributes such from where it's been downloaded, its digital signature and age and possible prevalence to put in place the appropriate counter to the offending malware.

With cyber criminals creating new and unique pieces of harmful software malware and hoping to sneak by anti virus threat signatures for as long as possible, Quorum can automatically target the very uniqueness of a file and its attributes to identify new viruses and Trojans.

Other Features

- Uses intelligence-driven technology to increase the scan speed and shorten the time and resources used for scans — Checks Norton's extensive online intel-



ligence system in real-time to identify which files can be trusted and which cannot, then scans only files at risk. So you can spend more time using your PC and less time waiting for scans

- Delivers clear performance and threat explanations — Provides clear, useful information about the CPU and memory resources used by applications to help you keep your PC running at optimal speed. Tells you what threats it finds, where they came from and what damage they caused so you can avoid future infections.
- Updates every 5 to 15 minutes to frequently get the latest threat definitions and to improve protection.

According to Symantec, the 2010 version of Norton Antivirus which until the release of the last year of the 2009 version had earned a reputation for being slow and cumbersome, has been improved even more in 2010. So good news all round.

Free Upgrades

If you have the 2009 versions of NIS or

NAV you can upgrade to the new versions for free for the remaining time on your licence i.e. if you installed Norton 2009 last March and have six months left on your original licence you can upgrade to 2010 for free and have six months left using the impressive 2010 version — which can't be bad!

As before both programs have a one-year licence and can be installed on three computers.

Pricing and Availability

The boxed version of Norton Internet Security 2010 is released on 2nd October and is available to pre-order from Amazon.co.uk for £38.99. The download version from Symantec is available now but costs £49.99 so it's worth waiting a few weeks and order the boxed version for £10 less.


The boxed Norton Antivirus 2010 goes on sale on 2nd October and costs £28.99 from Amazon.co.uk whilst the downloaded version is more expensive too and costs £39.99 so again unless desperate, buying the boxed version due the beginning of October is better value.

Nuance Introduces PDF Converter Professional 6

Nuance Introduces PDF Converter Professional 6. New Release Delivers Enterprise-Class PDF, Innovative Productivity Features and Unmatched PDF-to-Word Conversion Accuracy for About One-Third the Cost of Adobe Acrobat.

Nuance PDF Converter Professional 6, is the newest release of its flagship desktop PDF solution. Developed to deliver "Better PDF for Business" this product removes the barriers to deploying a PDF solution on every employees' desktop, for a third of the cost of Adobe Acrobat. Providing all of the rich features that organisations need to create, edit, convert and share PDF, this latest release now includes: PDF Portfolios

that enable paperless collaboration, and the embedding of multiple file-types and folders



– including PDF and Microsoft Office documents, and even images and videos – into a single, PDF file with simple click and drag steps. Also new is the unique Document Assembly mode, which enables users to easily rearrange pages of a PDF document, add new content with drag-and-drop ease, and even renumber pages automatically within the newly assembled PDF document. A new PDF batch-processing feature allows users to collapse multiple editing tasks into a single click.

Business users will also appreciate the enhanced support for Microsoft Excel and PowerPoint, which enables users to transfer hyperlinks and comments into their PDF files.

(Continued on page 14)

(Continued from page 13)

In addition, PDF Converter Professional 6 is the only PDF alternative to offer support for XFA forms, which are XML-based dynamic PDF forms. A new time-saving feature is the ability to check the spelling of

text while it is being typed. Nuance has also addressed the requirement for robust document security to protect sensitive data, with a 256-bit AES encryption algorithm, enabling users to control who can view, print or modify a document.

Pricing and Availability

Available now for £72.05 from Amazon.co.uk

We'll be having a hands-on review at the November meeting.

Adobe Photoshop Elements 8 and Adobe Premiere Elements 8

Adobe Photoshop Elements 8 and Adobe Premiere Elements 8—Complete photo and video editing made easy

Tell amazing stories with your photos and videos with Adobe Photoshop Elements 8 and Adobe Premiere Elements 8 software. Combining two great products at great value, the Adobe Photoshop Elements 8 and Adobe Premiere Elements 8 package gives you the power to create extraordinary photos and incredible movies, use them together in cinematic slide shows and much more. With full integration and a host of new features, Adobe Photoshop Elements 8 and Adobe Premiere Elements 8 lets you do more with your photos and videos than you ever imagined.

- Make your photos look extraordinary, and share them in unique print creations and web experiences
- Create incredible home movies with professional-quality effects and sound, and share them on disc, the web and virtually anywhere else
- Creatively combine photos and videos to tell amazing stories
- Manage all your photos and video clips from one convenient place

Experience the ultimate media management hub — Bring all your video clips and photos together in the powerful, easy-to-use, fully featured new Organiser, accessible from either product. Easily manage all of your media, find your best stuff fast, and even view photos and video clips in full screen. Then dive into a full range of creative activities and start enjoying your memories.

Quickly find your best, most relevant photos and video clips — Want to easily find your highest quality photos and video clips? The Auto-Analyser automatically tags your media for quality and interest.

Instantly add cinematic flair to your photo slide shows with InstantMovie — Create a traditional photo slide show, and then let InstantMovie automatically add video-style effects, transitions, motion graphics and more. Preview the slide show in full screen and then burn to disc or upload to the web to share with family and friends.

Make all your photos extraordinary — Easily get the results you want with your photos.

Get whiter teeth and bluer skies in seconds; recompose photos to any size without distorting key subjects; quickly combine multiple exposures into a single, perfectly lit shot; get step-by-step editing assistance and much more.

Do more with individual video frames — Capture a single video frame, add text, graphics, and other enhancements, and then put the frame back in your movie for a fun or dramatic freeze-frame effect. An ideal way to create a personalised disc cover for your movie.

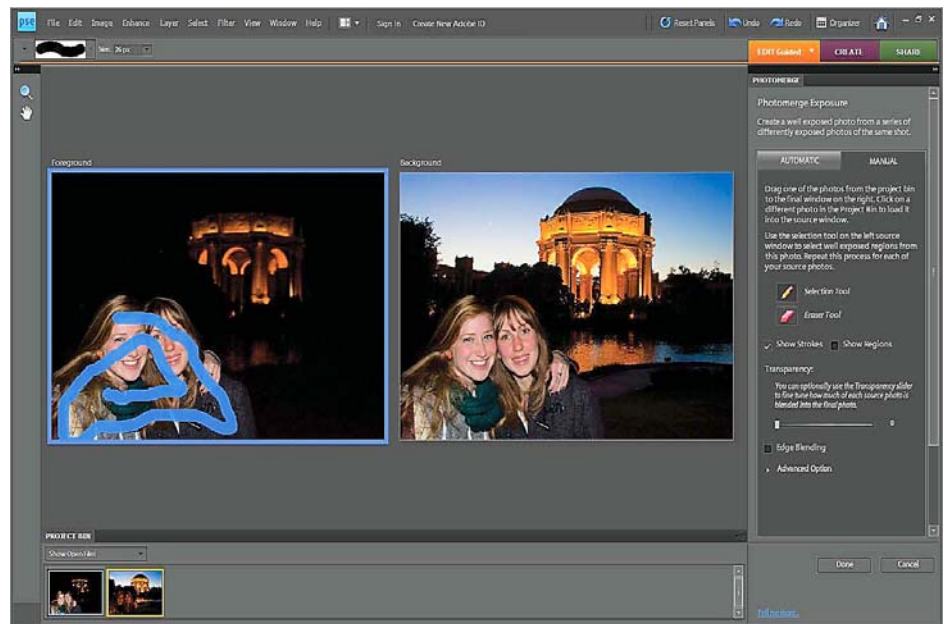
Include treasured memories in your movies — Add visual depth and variety to your movies by including digital stills and scanned film photos.



Easily add cinematic flair with your choice of over 20 movie themes developed using creative techniques from Hollywood directors. New

Adobe Flash technology lets online viewers interact with your photos and videos for an entertaining experience.

Tell your stories in unique photo crea-



Create a well exposed photo from several differently exposed shots of the same scene with Photomerge Exposure.

Share photos and videos in amazing ways on the web — Share your memories in one-of-a-kind Online Albums with your choice of new, animated templates that let you showcase photos and videos together. Easily upload photos to your personal website or iPhone, or view them on your TV.

tions — Use flexible themed layouts—including many all-new options—to create everything from photo books and postcards to scrapbook pages and disc covers.

Make incredible movies with less effort—Enjoy a smarter way to create movies, with

(Continued on page 16)

New From Doro

Members will recall that last December in ROM I gave a good review to a mobile telephone from Doro, their HandleEasy 338gsm, designed specifically for those who want an easy to use mobile with large buttons and large and easy to read text displays.

Doro have now announced a new range of easy to use mobiles as in the press release below.

Five New Easy-to-Use Mobiles From Doro

Growth in sales of simple handsets bucking economic downturn

Easily customisable handsets now available to UK customers

London: The first three of Doro's latest mobile phone range are now available for

sale in UK stores and online. These are the Doro PhoneEasy 338gsm, 342gsm and 345gsm. The new handsets have been designed to provide simple, good-looking, easy-to-use mobiles. The fourth and fifth handsets in the new series will hit the UK high street in June – the Doro HandlePlus 334gsm the Doro PhoneEasy 410gsm. The 410 is Doro's first clamshell handset which it brings ergonomic design and flip-phone style to the range.

Chris Millington, MD of Doro UK said: "2008 was a real breakthrough year for us in the mobile phone market. We received a number of prestigious awards and reported good growth. However, most enjoyable is the flood of positive feedback from our customers. In our new range we've taken this feedback onboard and proudly present five new easy-to-use mo-

bile phones."

It is now possible to add or remove functions to Doro mobiles directly, with ease, from the main menu. This creates a totally bespoke mobile environment for people who require a simple handset. In recent years Doro has invested heavily in making consumer electronics easier to use - and therefore more accessible - especially for senior citizens.

The range has been developed in collaboration with renowned design firm Ergonomidesign. The focus is on creating simple, user-friendly phones for the needs of different target groups - which can be easily personalised to better suit the needs of each individual user.

Millington concluded: "These five new models will help further cement our leading position in the easy-to-use mobile phone market. Doro has the widest, most modern and adapted range for anyone who wants a simple good looking mobile phone."

The phones have favourite functions like SMS, FM radio and an integrated torch. Hearing-aid compatibility has also been upgraded and further developed across the entire range

The complete range of Doro mobile phones and other selected Doro Care products is available from:

www.parkwaytelecom.co.uk/doro and
www.nrib.org.uk



Three of five new Mobiles from Doro. Left to Right. PhoneEasy 338gsm, PhoneEasy 342gsm and PhoneEasy 345gsm.

Doro PhoneEasy 338 gsm — as used by Tony Hawes

Like the Doro Handle Easy 328 that I reviewed last year this phone, the Doro PhoneEasy 338gsm is aimed at elderly people and people with limited dexterity. It's a functional mobile phone with three big direct memory buttons and an emergency button on the back and designed as an easy to use mobile phone for when you simply want to make and receive calls which has had all the non essential and unnecessary regular mobile phone functions stripped out to ensure the phone is as simple as possible to use.

Doro recognizes that Senior citizens need a mobile with big buttons and direct keys such as 3 pre-set memory buttons and an emergency panic button and have come up with the ideal mobile for this sector of the market.

When you pick it up it's casing has a sort of rubber-type plastic non-slippery surface which makes for a pleasantly tactile experience! Although rather large sized at 125 x 52 x 16mm, this is necessary to allow for the large buttons and display. The sides house the volume buttons, menu button, charger input, 2.5mm headphone socket



with the on-off power button on the top side. On the back is a one-push (or rather two-push) panic button

Fundamentally the Doro PhoneEasy has had all the non-essential and unnecessary regular mobile phone functions stripped out to ensure the phone is as simple to use as possible, but this doesn't mean that Doro's PhoneEasy 338 is completely lacking features, but it does provide the most important and relevant ones.

It has three direct memory buttons labelled A to C and a large keypad and display to make dialling easier, a white on black mono screen for better clarity when reading the display. The push buttons have strongly contrasting colours to enable the buttons to be more clearly defined. It also comes with a speaker-phone for added convenience and a vibrating ringer to alert the hard of hearing of incoming calls. It can receive incoming SMS text messages, but can't send them. It's also unlocked so will work on any network.

On the back is a large Emergency Call key. This is programmed to dial a number (or numbers) you've set up in your Emergency call lists and is activated either by holding it down

(Continued on page 16)

(Continued from page 15)

for three seconds, or by giving it two quick presses. It dials number one first and if there is no answer dials the others in turn until a call is answered.

In use

I simply charged it up for the recommended 24-hour first charge, lifted out the battery, inserted my VirginMedia SIM card, replaced the battery and switched it on. It worked first time and logged me into Virgin. My sim card was read and all my phone-book entries were there, all that was necessary to make a call was to press the menu button, scroll the up or down button to the required name and number and press the connect button. It was that easy.

Entering names and numbers into the three large A, B and C buttons was simple:

1. Enter the phone number
2. Press and hold the button you wish to use
3. Enter a name for the contact using the text input
4. Press OK
5. Repeat for the other two keys

Simple!

For the not particularly dextrous, these large buttons are an absolute boon when needing to call the most important numbers in your life.

Retrieving missed calls was simple, as was scrolling through the last 15-dialled numbers to re-make a call.

It comes with a plug-in earphone mic so conversations can be made without having to hold the phone to your ear all the time. It has a large capacity battery and in normal use I would expect it to run for three to four days without needing to be recharged.



The emergency 'Panic' button on the back.

One useful feature is the keyboard lock which allows incoming calls but blocks outgoing calls — perfect for when putting in a full handbag or pocket which avoids the large buttons being depressed in error when rummaging around.

Also supplied is a simple to use drop-in charger which recharges a nearly empty battery in a couple of hours.

A selection of ring-tones is supplied allowing different tones to be set to differentiate between an incoming phone call or an SMS Text message.

A printed multi-lingual manual is included with the English instructions occupying 24-pages. For ease of reading it's printed in a larger than normal font-size, a boon for those with deteriorating sight.

Conclusion

Pros: The Doro PhoneEasy 338gsm is one of the most simple and easy to use mobile phones available and is ideal for the grannies or granddads in the family



Seated in the included drop-in charger

who find the modern mini-mobiles with all their bells and whistles so loved by their teenage grandchildren far too intimidating and difficult to use.

For those advanced in years the large buttons and display are a pleasure to use. The emergency 'Panic' button on the back is a welcome and in some circumstances I would consider an essential feature.

Cons: Although it's able to receive SMS messages it can't send them which is a pity. And at £99 or so it's relatively expensive.

Adobe Photoshop Elements 8 and Adobe Premiere Elements 8 (Continued)

(Continued from page 14)

powerful, automated moviemaking options that give you incredible results. Create movies instantly using creative techniques from Hollywood directors—just choose a theme, and InstantMovie automatically finds your best clips, trims away bad footage and edits the clips together with coordinated music, titles, effects, motion graphics and credits. You can also customise your results with less effort using automated options that trim unwanted footage, fix bad footage and intelligently balance your audio elements.

Add professional-quality effects and sound — Add entertaining graphics, text or effects that automatically move with the subjects in your scenes. Give your movies professional style with dazzling visual and audio effects, including many new options. Easily combine elements of different videos for entertaining results, or impress your audience by adding animated titles, rich audio, amazing special effects, TV-style



With motion tracking, you can add graphics, text, or effects that automatically move with the subjects in your scenes

transitions and custom, professionally designed motion menus.

Share your movies virtually everywhere — Easily share your movies on DVD or

Blu-ray Disc; broadcast far and wide by uploading your movies directly to video sharing websites; share in dynamic Online Albums or on your personal website; or play movies on mobile phones and other devices.

Pricing and Availability

Adobe Photoshop Elements 8 and Premiere Elements 8 Bundle (PC DVD) for Windows 7 / Vista / XP is available now to download from the Adobe Website for £113.85 or as an upgrade for £90.85.

The boxed version is available from 9th October. Amazon.co.uk are taking orders for it for £101.99 delivered.

A free trial is available from:

<http://www.adobe.com/uk/products/psprelements/>

We (John Childs ARPS with Photoshop Elements 8) and your editor with Premiere Elements 8 will be reviewing this software in the next issue of ROM.

Nero Launches Nero 9 Reloaded

Nero Launches Nero 9 Reloaded

Nero, creators of liquid media technology, has announced the release of Nero 9 "Reloaded", the latest update to one of the world's best-selling integrated digital media and home entertainment software solutions.

Compatible with Windows 7, Nero 9 Reloaded adds a number of new multimedia capabilities and features including the inclusion of Nero BackItUp & Burn software designed to deliver on the company's commitment to liquid media, allowing content to be distributed anytime, anywhere and on any device.

New Nero customers can take advantage of Nero 9 Reloaded bundle which includes Nero BackItUp & Burn software (£39.99 value) for free, giving even the most non-technical user a powerful solution for their data burning, restoration, recovery and syncing needs. "Nero has built its reputation on the ability to solve the highly specific digital content needs of today's diverse consumers," said Kris Barton, executive vice president of global products, Nero AG. "With Nero 9 Reloaded we are not only ensuring the liquidity of our users' content, but are helping to better protect their valuable photos, videos, music and data. Compatibility with the new Windows 7 Operating System further underscores our longstanding commitment to platform interoperability." Nero 9 Reloaded has received Microsoft's "Compatible with Windows 7" logo passing Microsoft-designed tests for compatibility and reliability on the new Operating System. The suite meets privacy standards set by the Anti-Spyware coalition and allows consumers to fully enjoy the benefits of Windows 7. The bundled Nero BackItUp & Burn software can launch projects from the "Jump List" feature in the taskbar icon and Nero 9 Reloaded users can easily "Pin" and "Preview" applications in the Windows 7 taskbar.

New Multimedia Features

Nero 9 Reloaded also offers significant enhancements going beyond Windows 7 functionality. This includes a number of new multimedia features that benefit users across a range of supported Windows Oper-


ating Systems. With the updated suite, consumers can now archive High-Definition (HD) videos without the need of a burner. AVCHD content is simply imported into Nero Vision and archived to any Hard Disk Drive, USB Flash Drive, or Flash Memory Card and plugged into a Blu-ray Disc player for viewing enjoyment. Users can also import and convert PowerPoint presentations to DVD-Video or Blu-ray Disc for TV playback. Optional use of Nero's Blu-ray Disc Authoring Plug-in gives the ability to burn discs with the highest quality formats for HD playback - giving home movie projects cinema quality. Current Nero 9 users will receive a free update to the latest version of the suite. New users can purchase Nero 9 Reloaded at retailers worldwide with a suggested retail price of £59.99 or Downloadable version from the Nero Online Shop at www.nero.com for £49.99. The Blu-ray Disc Authoring Plug-in is sold as a separate, downloadable product for £4.99. A full list of Nero 9 Reloaded features can be found at www.nero.com

Manufacturer's Description

Simply Create, Rip, Burn, Copy, Share, Back Up, Play, and Enjoy. Nero 9 Reloaded is an easy-to-use yet powerful multimedia suite that gives you the freedom to create, rip, burn, edit, back up, share, and upload online whatever you want - music, video, photos, data - and enjoy with family and friends. Using your intuitive Nero StartSmart command centre, the digital life has never been more feasible and fun. Nero frees you to do more!

Nero BackItUp & Burn Included

- Back up data to hard drive, CD, DVD, Blu-ray Disc, FTP, memory card, and online storage
- Recover data from deleted and damaged storage media
- Restore files, folders, drives, and entire systems
- Import your PowerPoint presentations and convert to DVD-Video or Blu-ray Disc for TV playback (requires installed Microsoft Office PowerPoint



2003 or 2007)

- Share your PowerPoint presentations in more ways than ever before, including DVD or online! With the latest update of Nero 9 you can convert your PowerPoint presentation to a video file, upload it to the web, or share it on a DVD.
- Archive HD movies in highest quality AVCHD format to hard disc drive, USB flash drives, and flash memory cards, even without the use of an optical recorder.
- You can now archive your HD videos without the need of a Blu-ray Disc burner. Simply capture your AVCHD content into Nero Vision and archive it to any HDD, USB flash drive, or flash memory card that can plug and play with your Blu-ray Disc player for family enjoyment.
- Compatible with Windows 7

Nero 9 Reloaded is tested for compatibility and reliability on Windows 7. Nero 9 Reloaded ensures compatibility with Windows 7, both 32-bit and 64-bit editions.

Pricing and Availability

Nero 9 Reloaded goes on sale on 1st October. Pre-order prices: Amazon.co.uk and Play.com £59.99. Saversoftware.com £56.99.

Review to Follow

At the time of writing review copies were not available, but Laurence Fenn will be giving it an in-depth review in the next issue.

Epson Enhances Home Cinema Entertainment

Epson Innovation Enhances Home Cinema Entertainment

Epson's new range of home cinema projectors combine ease of use with superior image quality high definition to deliver fun and vibrant big screen entertainment.

Epson has launched a suite of easy to use

projectors designed to provide the whole family with fantastic home cinema viewing experiences. The new EH-DM3, EH-TW450 and EH-TW3500 offer the perfect choice of projector for the ultimate in home entertainment.

Paul Davey, Product Manager, Epson UK, commented: "Epson is committed to providing its customers with the very best

and latest technologies in home cinema entertainment. Our new EH-DM3, EH-TW450 and EH-TW3500 projectors are aimed at the home user and are fantastic entry level products. Easy to use and offering great value for money, all three machines produce stunning big screen images that everyone will enjoy again and again."

(Continued on page 18)



The EH-DM3 seen here is feature laden with a built-in DVD/CD player, built-in speakers and a variety of connection options allowing connection to your computer, console etc. As shown above ideal if you or your kids have a Wii.

(Continued from page 17)

EH-DM3

The EH-DM3 is a highly portable all-in-one home cinema projector with an integrated DVD and DivX player and virtual surround sound speaker system. It delivers giant screen entertainment with great image and sound quality. The HD Ready EH-TW450 is a stylish and versatile projector, packed with image enhancing features.

EH-TW3500

The EH-TW3500 is an HD Ready 1080p (Full HD) home cinema projector and has been designed to create an incredible giant screen experience. Images are clear and bright, even in daylight, whilst the compact, contemporary white design ensures that the projector is a fantastic addition to any living space.

Paul Davey added: "Given the current economic climate, enjoying movies with friends and family in the home has never been more popular. Our new projectors not only offer outstanding quality; the range of features and multi-functionality means that they are also a great investment."

Epson is committed to preserving the environment and the EH-DM3, EH-TW450 and EH-TW3500 projectors are three of the most efficient models on the market today, conserving both energy and money.

Epson's EH-DM3, EH-TW450 and EH-TW3500 are available from October/November 2009 and will all be announced at IFA 2009.

Epson EH-DM3 Key Features

- Instant giant screen home entertainment centre with integrated DVD and DivX player
- Real cinema experience (HD compatible, 16:9 aspect, great picture and sound quality)
- Auto Colour Optimiser function ensures that the best colour mode is al-

ways in operation

- Wide choice of connection: HDMI, PC, USB, discs, TV tuner, digital camera, mp3 player
- Compact and new stylish black design
- 1 x microphone input to enjoy karaoke parties
- 2 x built-in 10W stereo speakers for a complete gaming and cinema experience
- A highly compact and portable entertainment centre with a handle and fashionable soft carrying case (with a special pouch for DVDs)
- Easy installation: only a power cable required
- Great brightness (Colour Light Output of 2000 lumens) for any environment lighting
- Great contrast ratio (3000:1) for high picture quality
- 3 year warranty (including lamp)

RRP inc VAT £579 - Available November, 2009.



Epson EH-TW450 Key Features

- HD Ready 720p projector ideal for the home cinema enthusiast
- Epson 3LCD technology for brighter images, more accurate colour reproduction and finer grey scaling
- Powerful Colour Light Output (CLO) of 2500 lumens for projection even in daylight
- Great contrast ratio (3000:1) for high picture quality
- Connect to a range of input sources,

using HDMI, video, S-Video, RGB

- Enjoy digital photo on big screen with the USB interface
 - Colour modes to suit your environment including special game mode for fast moving video games
 - Built-in speaker
 - Convenient features (automatic Keystone correction, quick start, easy-to use remote control)
 - Stylish black design
 - Soft carry case for portability
 - 3 year warranty on projector and lamp
- RRP inc VAT £649 - Available October, 2009

Epson EH-TW3500 Key Features

- HD Ready 1080p (Full HD) projector with true high-definition 1920 x 1080p resolution wide screen
 - Superior image quality with Epson's 3LCD technology (D7 panel)
 - High contrast ratio of 36000:1
 - Super-high Colour Light Output (CLO) of 1800 lumens
 - Wide colour space and full 10 bit video processing (Pixelworks scaler)
 - Wide connectivity (easy connection to DVD/Blu-ray player, digital TV Tuner, set top box, games consoles, computers and digital cameras) with 2 x HDMI 1.3 inputs (true 1080p signal video processing)
 - Easy and flexible to install : convenient horizontal and vertical lens shift, ceiling mount possibility, wide range of projection distances, optical zoom x 2.1
 - Quiet projection of 22dB
 - Stylish white and silver design
 - 3 year warranty on projector and lamp
- RRP inc VAT £1,299 - Available October, 2009.

Your Editor has made a bid for a review sample of the EH-DM3 and with luck will be able to show it at our December meeting.


Introducing Corel Digital Studio 2010

Finally Photo and Video Come Together in an All-New Creative Experience on the PC.

Corel Corporation introduces its all-new photo and video product Corel Digital Studio 2010. Now it is simple, fast and fun for everyone to enjoy and share their favourite photos and videos all within one integrated and engaging environment. Offering an elegant design and intuitive tools, Corel Digital Studio inspires creativity and confidence by making it easy for anyone to create beautiful photo and video projects with no previous experience required.

While the average family takes hundreds of digital photos and video clips each year, research indicates that less than half edit their photos and fewer still edit their videos. As a result, digital memories sit dormant on family computers without ever being enjoyed or shared. Why? Because most people just haven't found photo editing and video editing on the PC to be the simple and rewarding experience they're looking for. Corel Digital Studio 2010 responds to this need by bringing together photo, video, DVD burning and playback, all within one easy, fun and engaging environment.

With Corel Digital Studio 2010, all your photos and videos come together in one simple creative experience. Whether you



are making one-click fixes to your photos and videos, creating a photo book, making slideshows or home movies complete with your own soundtrack, or burning high-definition DVDs, you'll enjoy the same elegant look and feel across the Studio. In this integrated and intuitive environment, once you learn how to do one task, you'll quickly know how to do them all.

“With Corel Digital Studio, PC users finally have a simple, fast and fun way to enjoy their photos and videos, and create

something amazing that they can share with others,” said Daniel Weisbeck, Corel’s Vice President, Global Product Marketing. “With its simple, elegant design and intuitive, all-in-one approach, Corel Digital Studio removes barriers, inspires creativity and gives everyone the ability to create and share something memorable in just minutes.”

Corel Digital Studio 2010 is designed to take advantage of the latest Microsoft Windows 7 advances including the natural, hands-on experience offered by Windows Touch. The product also offers a great creative environment for customers using Windows XP or Windows Vista. Corel Digital Studio 2010 is just one example of the design innovation that resulted in Microsoft naming Corel its Global ISV Consumer Partner of the Year in June 2009.

“There is no other creative software application on the market that offers consumers new and unique ways to experience creative multi-touch features complementing Windows 7 in the way that Corel Digital Studio 2010 does. Windows 7 & Corel makes new things possible” says Christian Georgeson, Windows Consumer Product Manager at Microsoft.

Create Amazing Photo and Video Projects in Minutes

You don't have to master overly complex
(Continued on page 20)



Corel Digital Studio 2010 — Organiser



Corel Digital Studio 2010 — Instant Viewer



Corel Digital Studio 2010 — Slideshow



Corel Digital Studio 2010 — Express Photo Edit

(Continued from page 19)

software programs or spend hours working on your projects. Corel Digital Studio is designed specifically for users who value simplicity and want results fast.

- **Movie Making Made Easy:** Finally, movie making is something everyone can enjoy. With its simple interface and intuitive controls, Corel Digital Studio offers a groundbreaking, visual approach to video projects that makes it easy for anyone to enhance and share favourite video memories—even in HD.
- **Creative Photo Projects:** Thrill friends and family with beautiful photo books and calendars that you can create in just minutes from within Corel Digital Studio. There's no lengthy online uploading process to slow you down when you want to get creative. Instead, you can focus on your memories, create your project and when you're done, print at home or have your creation professionally printed using Corel's online service.*
- **All Your Media in One Place:** The

Media Organizer brings all your photos and videos together so you can more easily search, find and organize your favourite memories. You can also access your music library to add your own personal soundtrack to slideshows and home movies. The Media Organizer is the starting point for all your projects, making it easy to move from one task to another.

- **Online Sharing Has Never Been Easier:** Share your files and projects any way you choose. Use email, Flickr, Facebook and YouTube, or send to your mobile device. With Corel Digital Studio, connecting with friends and family is just a few clicks away.
- **Simple Backup and Burn:** Backup and protect your photo and video memories, burn a professional-looking DVD complete with Hollywood-style menus, or create audio CDs and MP3 discs by simply dragging and dropping. It's never been this easy.

Pricing and Availability

Corel Digital Studio 2010 is now avail-


able globally in English, German, French, Italian, Dutch, Spanish and Chinese Traditional as an electronic software download (ESD) at a SRP of £59 incl. VAT. Corel Digital Studio 2010 will be released from on 9th October. Currently (25 September) Amazon.co.uk are taking pre-orders for £50.58. For more information, to purchase an ESD or download a free, fully featured 30-day trial, please visit www.corel.com

The individual photo and video components of Corel Digital Studio 2010 can also be purchased as standalone products. Corel PaintShop Photo Express 2010 is available at a SRP of £29 incl. VAT and Corel VideoStudio Express 2010 £39 incl. VAT.

**Online printing services available starting mid-September 2009 in the US, Canada, UK, Germany, Italy, Spain, France and the Netherlands. Online printing services to follow in other regions.*

Our October meeting will include a Corel video preview followed by a practical hands-on demonstration by Laurence Fenn of Corel Digital Studio 2010 running under Windows 7.

Acer Ferrari One Netbook



lems caused by the physical limitations of laptops.

Performance

Inspired by the Ferrari heritage, the Ferrari One is driven by a truly sensational engine. At its heart, the Second Generation AMD Ultrathin Platform for notebooks with VISION technology delivers highly responsive, balanced multi-tasking

On 24th September Acer announced the Ferrari One netbook with VISION technology from AMD.

First you see it. With a 11.6" high-definition 1366x768 pixel resolution, ultra-thin and light form factor, true cinematic aspect ratio (16:9) Acer CineCrystal LED LCD display for true HD entertainment driven by VISION technology from AMD and support for simultaneous multi-window viewing via Acer GridVista the image quality of the Ferrari One might take some getting used to.

And then you hear it. The Ferrari One speakers are specially engineered to optimize an enhanced audio quality – each pair fine-tuned by Dolby Laboratory. The advanced audio tuning technologies featuring Dolby Home Theatre v3 delivers a true cinema-style experience in vibrant surround sound, Dolby

- **Home Theatre v3 features:** Dolby Pro Logic IIx that expands stereo or 5.1-channel audio from movies, music, TV, or games to 6.1- or 7.1-channel playback on

machines built to support it as well as changing stereo content to a 5.1, 6.1, or even 7.1 surround sound listening experience.

- Dolby Headphone that simulates 5.1-channel surround sound through any stereo headphones.
- Sound Space Expander that dramatically widens the perceived field of sound and opens up your digital sound experience.
- Natural Bass that extends speaker bass response by up to an octave without distortion or risk of damage to any components.
- Dolby Digital Live that converts any audio signal from a PC into Dolby Digital for easy connection to home theatre systems.
- High-Frequency Enhancer that improves high frequencies for a stunningly real sound experience and Audio Optimization that corrects common audio prob-

performance with the AMD Athlon X2 Dual-Core Processor L310 featuring low-power CPU design, DDR2 800 MHz, and AMD HyperTransport 3.0 technology for best balance of performance on-the-go while lasting extended battery life to go fast and far beyond. ATI Radeon HD 3200 Graphics provides highdef visual pleasure and exquisite image quality coupled with up to 4GB of DDR2 667MHZ system memory makes light work of the pre-installed 64bit Microsoft Windows 7 Home Premium or Windows 7 Home Basic. A large capacity, (160 GB or larger) hard disk drive provides plenty of storage space.

With the Ferrari One you never lose connection thanks to the Acer InViLink Nplify 802.11a/b/g/Draft-N Wi-Fi CERTIFIED network connection, supporting Acer SignalUp wireless technology for optimum reception and connectivity and Bluetooth 2.1+EDR

The Acer Ferrari One netbook goes on sale on 22nd October to coincide with the launch of Windows 7. The 250Gb HD and 2GB RAM version costs £399.99 inc. VAT.