

Nov - Dec  
2011

Volume 24  
Founded 1987

## In This Issue

Editor's & Secretary's  
Notes

Contact Details

Corel PaintShop Pro  
X4

Nero 11

Air Ties Air 4420 TV

Magix Movie Edit Pro  
MX

Acronis True Image  
Home 2012

OmniPage 18

Dragon Naturally  
Speaking 11 Premium

Acer Aspire Ethos  
5951G

Seagate Momentus XT

Adobe Photoshop  
Elements and Premiere  
Elements 10

ROM is issued  
six-times  
a year to  
members of the  
Guildford PC  
User Group  
All Contributions  
to the Editor  
Tony Hawes  
(details on page 2)

# ROM

Newsletter of the Guildford PC User Group

## Editor's Bit

### Welcome Back

When you read this we'll already had the first of our autumn/winter meetings, not entirely as planned as the September 3-D experience didn't work because the 3-D glasses developed a last-minute fault. However not all was lost as we did have a look at the video editing capabilities of the laptop.

Laurence our secretary has been taking notes of our recent meetings and here are his jottings about recent meetings. Regarding the AGM (see below) and comments about a cheaper location for our regular meetings. Despite a couple of suggestions of possible cheaper alternatives, so far we've been unsuccessful in finding anything suitable, so whilst we can we will continue to use our present meeting location.

### Secretary's Notes — Recent Meetings

**Monday 10th October 2011 - Acer Laptop/SSD Drive/Dragon Dictate 11.**

Tony started off showing a new Acer Aspire Ethos laptop that he had on loan. It wasn't the model that he was promised, with a big screen and Blu-Ray, but it had a second generation i5 (Sandy Bridge) 2.3GHz processor, 8GB of memory and a 750GB hard drive, the case was made of aluminium instead of the usual plastic, and the keys were lit as well. He showed some of

the new restored DVD version of The Sound Of Music, but that really needs a decent speaker system to do it justice.

Next, using the power of the laptop's i5 processor, Tony demonstrated Dragon Naturally Speaking 11.5 Premium, the latest voice to text software from Nuance, costing around £100. You usually have to train the software to recognise your voice, but it seemed to work just as well when Francis had a go with it (and he had never used it before). It can translate the spoken word to text using one of its own programs (Dragon Pad, which is a bit like Word Pad) but you can also use it with Word. You can play back the recording and it will highlight the words as it goes, which makes it easier for you to trap and correct any mistakes.

Finally Tony showed a laptop into which he'd installed a 96GB Kingston SSD as Drive C. As there wasn't time for a full demo of the technique involved in cloning and replacing a normal SATA drive with an SSD one he showed a video he'd made earlier of the processes necessary to change over the drives.

An SSD is very fast (with it Windows 7 boots in just under 15 seconds) but they can be expensive, at around a dollar (or pound) per gigabyte. The 96GB model Tony had costs between £91-£120. You take the 2.5 inch drive out of your laptop and put it into the supplied caddy. You install the solid state drive and then use the supplied Acronis cloning software to

*(Continued on page 2)*

ROM is now only available as a full-colour .pdf download from the Group web page at:  
[www.guildfordpcusergroup.co.uk](http://www.guildfordpcusergroup.co.uk)

**NEXT MEETING — Monday  
14th November 2011 at 7.45 p.m.**

**Demo of PaintShop Pro X4  
by  
Laurence Fenn**

Laurence will give a demo of PaintShop Pro X4, the latest graphic editing software from Corel and also some tips on how to get the best from your search engine.

Spread the word and please bring a friend — coffee, tea & chocolate biscuits are free.

**Meetings are held on the 2nd Monday  
of each month at 7.45pm at the  
Stoughton Youth Club and Community  
Centre (opposite "The Royal" — Pub)  
Worplesdon Road (A322), Guildford.**

### Forthcoming Meetings

Monday 12th December — Annual Christmas Quiz with valuable prizes up for grabs. Plus a top quality BluRay player in action.

Monday 9th January 2012 — Winter Break. No meeting.

Monday 13th February 2012 at 7.45 p.m.  
Seagate's Momentus XT Solid State Hybrid Drive — hands-on demonstration.

Monday 12th March 2012 at 7.45 p.m.  
In arrangement

## CONTACT DETAILS

If you have any queries or questions about the Guildford PC User Group and its activities please contact the following members of the committee:

### Chairman (and Editor)

Tony Hawes  
For Contact details see the entry under Editor (below).

### Secretary & Web Master

Laurence Fenn  
84 St George's Road,  
ALDERSHOT, GU12 4LJ  
Tel: 01252 330408  
e-mail: [laurence@orchardoo.com](mailto:laurence@orchardoo.com)

### Treasurer

Francis Jacques  
16 Lynwood Close  
Woking  
GU21 5TJ  
Tel: 01932 341888  
e-mail: [francis@francisjacques.com](mailto:francis@francisjacques.com)

### Web Master

Laurence Fenn. See entry under Secretary (above)

### Laurence's Web Page:

<http://www.orchardoo.com>  
(this site contains many of the reviews that have appeared in ROM)

### Group Web Page:

[www.guilfordpcusergroup.co.uk](http://www.guilfordpcusergroup.co.uk)

### Meeting Room Key Holder

Tony Hawes  
Details below

### EDITOR (and Chairman)

Tony Hawes  
25 Folly Close,  
FLEET, GU52 7LN  
Tel: 01252 617962  
Mobile: 07941 778007  
e-mail: [thawes@ntlworld.com](mailto:thawes@ntlworld.com)

(Continued from page 1)

clone the hard drive (plugged in as an external drive) to the SSD. This can take around half a hour, so that's why Tony made the video. He then demonstrated the laptop with the SSD installed, showing how quickly it booted into Windows — just 15-seconds from pressing the start button to a fully working Windows environment — impressively quick.

### Monday 12<sup>th</sup> September 2011 - Sony Vaio 3D Laptop

The first meeting after our summer break started with Tony showing us one of Sony's most expensive (around £1,700) i7 laptops. It can show 3D Blu-ray films and comes supplied with one pair of active-shutter 3D glasses. Unfortunately Tony could not get the display to work, although it was working fine earlier that afternoon!

He went on to show his new Panasonic SDT750 HD camcorder, which uses SDHC cards to record the footage, and comes with a 3D lens adapter. Tony had been to the Proms the other week and had made a short film of his trip. He edited this using Pinnacle Studio 15, importing the footage and adding still photos, music and titles. He went through the steps of creating a video using some footage of his grandchildren swimming in his pool. As with most video editing programs, there are many transition effects available but most professionals only use a simple cut or fade. The only film series I know of that uses a fancy wipe is George Lucas' Star Wars films. If you don't have any music to add to the background of your film, you can use the SmartSound music which is listed by the type and style of music. This creates music 'on the fly' and has the advantage of fitting the length

of the clip no matter how low or short it is. If you add another scene to your movie, you can just stretch the music and it will be recomposed to fit.

Picture quality was remarkably high when compared with an earlier DV camcorder's output. The Leica DICOMAR lens is capable of recording near commercial quality videos in MPEG4-AVC/H.264 (AVCHD) formats with a resolution of 1,920 x 1,080p Pixels, the lens has a 12 x Optical Zoom capability and audio can be recorded in Dolby 5.1 format.

Striking results from an impressive camcorder (images on page 3).

### Monday 13<sup>th</sup> June 2011 - AGM and Lexmark Genesis S815 Scanner/Printer

The members of the board gave their reports, and then stood down. All three were re-elected. The subs are to remain at £20, but as the rent for the hall costs £36 per meeting, it was agreed that a cheaper venue (or a renegotiation on the price) really should be found. Anyone with details of a location close to where we meet should send the info to our Chairman/Editor, Tony, at his email address. Laurence reminded members that the website could do with some input from other members, and that the domain was renewed for two years just recently.

Tony then went on to show the Lexmark Genesis S815 Scanner/Printer. This device has a touch screen and instead of a traditional scanner uses a 10 megapixel camera to 'scan' the items in a tray accessed by pulling down the front of the screen. Multiple documents can be printed double sided and magazines can be scanned if they are not too thick. The quality of photos printed were not as good as expected, but this could have been down to the paper used. The printer uses a black and three colour cartridges, which costs £14 each, but Tony could not say how many pages one set of cartridges could print.

(Continued on page 3)



Sony's high-tech and very expensive (c.£1,700) 3-D capable F21 laptop with an i7 Intel processor, large hard disk, lots of RAM and a dedicated graphics card. When the 3-D worked it was the tops, but the glasses(?) sadly let us down for the 3-D demo. FWIW Dell sell a near identical specification 3-D capable laptop for just £1,029.

(Continued from page 2)


Items could be scanned and sent to a PDF or Word (as an RTF file) and the device can be set up to be used wirelessly with its built in WiFi adapter. It also has a

PictBridge connection port, as well as an SD card slot. As the scanning resolution cannot be changed you can't use the scanning functions to enlarge an image but for everyday use it seems easy to use. The

Genesis S815 costs £299 from Lexmark, but only £178 from Amazon.



Tony's Panasonic SDT750 Full HD camcorder. Basic (left) and with the 3-D lens attached (right). It can record in MPEG4-AVC/H.264 (AVCHD) formats. Its Leica DICOMAR lens offers a 12 x Optical Zoom with a resolution of 1,920 x 1,080p Pixels. Audio recording includes the capability of recording in Dolby Digital 5.1. Unusually it has a "through the lens" viewfinder as well a 3-inch LCD. So all in all he's very happy, especially as he purchased it just as this model had been superseded by a new model. So what a couple of months ago cost around £1,500, he managed to pick it up brand-new for just over £500, complete with the otherwise very expensive 3-D lens attachment normally sold as a pricy extra.



Nuance Dragon Naturally Speaking 11.5 Premium. As demonstrated at the October meeting.



Kingston SSD. 96GB SSD Drive with caddy, cables, cloning software, screws, cables and brackets (for installing in 3.5" desktop drive bay). Its 2.5" format allows it to fit straight into a laptop 2.5" SATA bay.



# New! — Corel PaintShop Pro X4

## New Version of Corel PaintShop Pro Announced — Corel Announces Corel PaintShop Pro X4

New Release Combines Affordability with over 75 New and Enhanced Features to Provide Professional Editing Power and Amazing Photos for Everyone

Maidenhead, UK – September 7, 2011 – Corel today announced the release of Corel PaintShop Pro X4, the latest version of its award-winning photo editing software. The trusted choice of millions of photographers worldwide, PaintShop Pro delivers ‘DSLR’ power at a ‘point-and-shoot’ price while offering an uncompromising depth and selection of pro-quality tools to expertly manage, adjust, edit and share your entire photo collection.

Corel PaintShop Pro X4 includes over 75 new and enhanced features designed explicitly to meet the needs of today’s photographers. With new photo editing features, dramatic improvements in speed and performance, enhancements to the user interface and convenient ways to share through social media, PaintShop Pro X4 delivers the depth of professional features and range of creative possibilities at a much lower price point than other professional editing software.

Feedback from the PaintShop Pro community helped isolate the development priorities for this release and directly influenced the impressive set of new features and enhancements within the following four categories:

### Professional Editing Power

- **New and Enhanced! HDR Tools** – A completely redesigned HDR engine brings you the latest technology in high dynamic range photo production. The new HDR module provides tools to merge photos and create picture-perfect exposures with stunning contrast. With built-in presets to get you started, images look their best in no time.
- **New! Photo Blend** – Create the perfect composition from a series of images by easily including the best details and removing unwanted elements from any individual photo.
- **New! Fill Light and Clarity** – The Fill Light tool lets you bring out underexposed areas without affecting the overall brightness of your image, while the Clarity tool makes it easy to enhance subtle yet important details.
- **New! Selective Focus** – Enhance the depth of field in any image or easily mimic the effect of expensive tilt-shift lenses to turn a scene into a simulated miniature.
- **New! Vignette Tools** – Often used in wedding and portrait photography, the

Vignette tool provides a classic portraiture style by applying a soft, coloured or faded border effect.

### Performance

- **Enhanced! Performance** – Corel PaintShop Pro X4 is faster than ever before with speed increases of over 50% on launch and accelerated performance compared with past versions.
- **Enhanced! Full Screen Preview** – Fast, full-screen preview allows you to efficiently review your photos and use the entire screen to quickly view, rate, and rotate your images.

### Usability

- **Enhanced! Workspace** – New redesigned tabbed workspaces allow

users be as productive as possible. These include the ability to access the organizer in all workspaces, dual monitor support for enhanced efficiency, additional Adjustment Layers, an updated Curves dialog, easy-to-read Histogram tools, enhanced metadata support and more.

### Sharing

- **Enhanced! Built-in social media sharing** – For when your shots are picture-perfect, tools integrated into the organizer allow you to quickly share your images with a click on Facebook and Flickr plus resizing “on the fly” for emailing.

### Pricing and Availability

Corel PaintShop Pro X4 is available now in English, French, Italian, German, Spanish, Dutch and Polish for £59.99 including VAT for the full version and £44.99 including VAT for upgrade customers. Commercial and education volume licenses are also available and additional languages are to follow. To download a free fully-functional trial version or for more information about Corel PaintShop Pro X4, please visit [www.corel.co.uk/paintshop](http://www.corel.co.uk/paintshop).

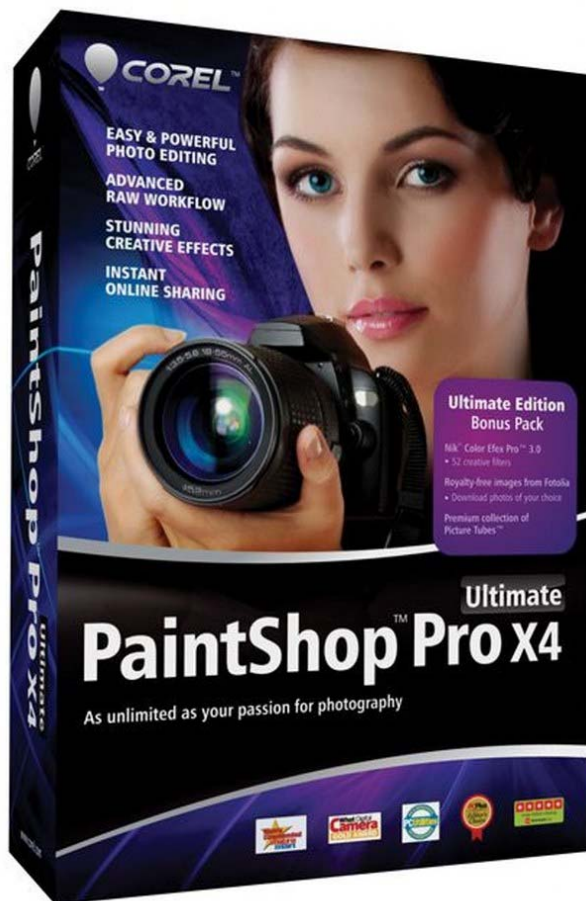
### Corel PaintShop Pro X4 Ultimate

Corel also announced launch of the premium version of PaintShop Pro: Corel PaintShop Pro X4 Ultimate. Offering the full PaintShop Pro X4 power plus additional pro-level tools including 52 easy-to-use filters with over 250 effects and styles in Nik Color Efex Pro 3.0, a choice of royalty-free images from Fotolia and a premium collection of Picture Tubes, Corel PaintShop Pro X4 Ultimate provides exceptional value and countless creative possibilities.

Corel PaintShop Pro X4 Ultimate is available now in English, German, French, Italian and Dutch for £79.99 including VAT for the full version and £59.99 including VAT for the upgrade.

### First Review (next page — page 5) and Demo at November Meeting

Laurence Fenn first review is on page 5, and will demonstrate the new features of the program at the November meeting.



you to move easily between different photo workflows. The Manage workspace gives you all the power to review, tag, rate and organize your photos. The new Adjust workspace puts commonly-used editing tools at your fingertips, while the Edit workspace provides you with a full range of professional-level editing tools.

- **Enhanced! User Interface Updates** – Corel PaintShop Pro X4 offers numerous interface updates to help

# Corel PaintShop Photo Pro X4 Reviewed

Reviewed by Laurence Fenn

Corel PaintShop Pro X4 has added several new features which I haven't been able to test for myself. The HDR engine (where you take several pictures of the same scene at different exposures, and combine them into one shot) has been changed. Some digital cameras allow you to take photos with different exposures automatically, which would make this feature easy to use, but not mine.

Another new feature is Photo Blend, which allows you to take the best bits from multiple photos of the same scene. Useful if you take a photo but something gets in the way, so you take another one, but the main subject has changed. Probably the best feature of this would be a group photo where someone makes a funny face, so you take another shot and someone else blinks or frowns. You can line up the images and paint the elements you want to remove or keep.

There's a new fill light tool to bring out under exposed areas of your picture, and a selective focus tool which can simulate the tilt-shift lens effect that makes a scene look like a miniature. Whilst this produces an




image which would normally need expensive lens, it has a limited use

When you launch the program it starts up a lot quicker which is a big improvement over

the previous version. The program has been redesigned to have three states, Manage, where you can tag your images and see the contents of folders, Adjust, where you can make small changes to an image, and Edit, the full selection of editing tools.

## Manage Mode

The Manage mode only shows two folders to expand. Computer, which lists all of your hard drives and DVD drives and Desktop. Logically the Desktop is part of your computer, so I don't know why it isn't listed under Computer. There is no listing for Network shares or Homegroups, but you can view them if you navigate to the folder in Explorer and right hand click and choose to Browse with Corel PaintShop Pro X4. However, the path is not listed in the folder structure, so if you click on a folder you cannot go back to the Network share. Still, the built-in feature to upload to Flickr or Facebook from the Manage screen was useful.

## Edit Mode

When using the Edit mode images do not have their own windows in the workspace.

*(Continued on page 6)*



Figure 1: The Tilt-Shift effect of selective focus.



Figure 2: The Manage mode



Figure 3: The Adjust mode.



Figure 4: The Edit mode.



(Continued from page 5)

Images are organised with tabs, which took a bit of getting used to as this is a major change to how the program handles multiple images open at the same time. The interface has changed the colourful icons for the functions at the top to black and white ones. It may fit into the charcoal design of the interface but it makes them less distinguishable. Strangely the effect browser doesn't seem to use the charcoal colours

but the normal colours of the Windows interface, so it looks a little odd.

I don't know whether it was my machine, but I did find a bug where I scanned an image using my scanner, and when I tried to crop the image and entered the dimensions of a crop area larger than the image rather than dragging the crop area, the image became completely white and I had to scan it again.

If you want something that can do any-

thing Photoshop can, but doesn't cost as much (and costs less than Photoshop Elements as well) then this is the software for you. It's not really worth it if you have X3 as the improved start up time and additional features don't add that much to the program. The Ultimate version of the software includes extra filters, some royalty free images and some additional picture tubes. This costs around £17 more than the standard version, which is approximately £50.

## New — Nero Announces Release of Nero 11

Nero have just announced the imminent release Nero 11 and Nero 11 Platinum.

As their press release says:

*“Give your digital media activities a boost with the fully-integrated and intensified Nero 11 Platinum. The robust suite is value-packed with productivity-enhancing features that push the boundaries of video editing, burning and backup as you know it. What you get is a true 360° HD experience for photos, music and videos with easy-to-advanced video editing workflows plus innovative video file conversion technology for multiple device playback. Best in its class, Nero 11 Platinum bridges the multimedia gaps with Nero Online Storage, Blu-ray playback and mobile device support for syncing Android, tablets and even iTunes.”*

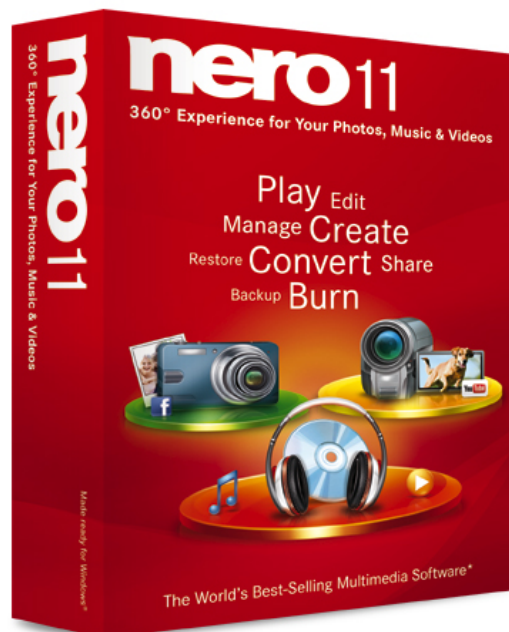
### New Features

The many new features include:

- Nero Kwik Media usability improvements organize media assets into collections like albums or playlists as well as into projects like slideshows or photobooks, calendars and cards
- Create photo and video slideshows in minutes with polished theme packs (transitions, music, templates) finishing touches
- Photobooks - transform memories into shareable books, calendars and cards
- New Nero MediaBrowser - integrated sidebar tool provides drag and drop access to all your organized Nero Kwik Media library of photos, music and videos within Nero 11 applications and projects
- New video editing workflows supports beginner video editing enthusiasts with Express Storyboard Editing, plus one click transition to advanced Video Editing mode

within the same user interface screen for multi-track editing

- Enhanced GPGPU accelerated hardware encoding supports all graphics cards for faster video encoding and playback
- Updated SmartEncoding supports the most file output formats on the market
- Application start screens provide easy to understand overviews of functions and applications available
- Expanded content for creative editing and output, including themes, templates, backgrounds, PiP effects, transitions, overlays, audio effects, disc menus and more
- New Nero LIVEBackup one-click “On/Off” continuous backup security
- New incremental drive backup support (back up only the changed sectors of a drive) saves space and time
- Updated mp3 burning with variable bitrate maintains sound quality with smaller files
- Updated Nero Recode DVD-Video file-to-file conversion options
- Rip non-copy protected DVDs (disc-to-file) to additional file formats for playback on more devices including Android Smartphone's and tablets, iPhone and iPad



# AirTies Launches Air 4420-TV

by Tony Hawes

This is a fascinating and in the right circumstances useful piece of kit. What the company says about it is below together with my impressions of it in action.

*"AirTies, the innovative wireless networking vendor, today announced the launch of the Air 4420, which allows network-enabled TVs/Players as well as IPTV or Hybrid Sat/Cable/DTT Set Top Boxes to be wirelessly connected to the Internet and home network quickly and safely at the push of a button, enabling the sharing of content like photos, videos and HD video content seamlessly and wirelessly between all network devices.*

*The Air 4420 wireless devices are installed in pairs, one connected to the IP Gateway and the other to the IPTV set top box or the Ethernet port of a network enabled TV or Player and – at the press of a button – the two will wirelessly connect the TV or the Player to the Internet as well as into your home network without needing to run unsightly cables. For homes with multiple TVs in upstairs rooms, wireless repeaters can be added to extend the wireless range and their settings will be automatically propagated to all network devices using AirTies' wireless Mesh Technology.*

*Unlike alternative wireless solutions that suffer from interference, the Air 4420 operates at 5GHz frequency, offering 22 channels for interference free, high speed 300Mbps wireless networking, allowing users to watch High Definition video, listen to music or view photos at high speeds. Link reliability technology guarantees zero packet loss and with AirTies Dynamic Channel Change technology, the device continually monitors for the best channel to deliver the highest quality of service for wireless video or Web TV viewing, ensuring quality of service to the customer with near-zero latency.*

*The Air 4420 – with the addition of an external USB disk drive - also operates as an UPnP AV compatible media server enabling video, music and photos to be displayed on UPnP AV compatible TVs and Players or served to the entire home network."*

If you've got a new TV, it's more than likely to have an Ethernet port built-in allowing it to be connected to your home computer network.

If you do have a such a device do you know how to access video, photos, on demand services like the BBC iPlayer and other features straight from your TV?

For most people a new TV having the potential of being able to do something new and unusual, but not knowing how to make it work properly is a major obstacle, so the new features tends not to be used, or if they

are used, probably not as well as they should be, which is where AirTies comes to the rescue with their Air 4420-TV that lets you wirelessly connect your television to your router without the need for any messy wires trailing around the house.

The box contains two separate mains-powered adaptors with Ethernet ports. When connected the adaptors create their own 802.11n wireless network, thus letting you link two Ethernet devices without resorting to a long cable. It's aimed at TVs and other living-room devices that need to access the Internet,

In practice all that's necessary is to connect one of the devices to your network enabled TV and the other to your router, which if my home set-up is anything to go by will be in another room, and press a button on both. The routers then connect to each other and create a secure WPA connection and bingo! that's it. You can then access all the internet enabled services on your TV such as the BBC's iPlayer plus any of your PC's media content on the network, including video, photos, MP3 files and so on.

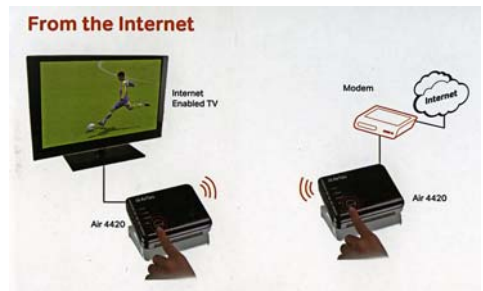
As the 4420-TV connects with its wireless N connection at 300Mbps, playback of HD movies is a cinch. On top of that the 4420-TV operates in the 5GHz band so the chances of interference from other household electronic equipment that normally operates in the crowded 2.4GHz band occupied with DECT phones, Microwave ovens etc. etc. is eliminated. However, operating at 5GHz introduces its own problems in that the signals can be severely attenuated when a solid brick wall comes between the 4420 attached to the TV in one room and the 4420 attached to the router in another, but in practice the signal held up well in my house with the router in my study and the TV two rooms away (c. 7-metres), however as the only walls between the two rooms are plasterboard there was no apparent diminution in signal strength which meant I was OK.

## Not Just TV

Connection is not restricted to just your TV. As well as the Ethernet connector each of the AirTies adaptors has a built-in USB port for plugging in a USB stick or external hard drive allowing any files on the USB device to be accessed remotely over the network. This means its possible to connect a games console with a USB port to the internet at 300Mbps.

## 2.4 or 5 GHz Bands

With a little experimentation I discovered that the wireless inside the system works in either the 2.4 or 5 GHz bands using the 802.11 b/g/n protocols. So if you find you have an 'iffy' 5GHz connection it's possible to connect using the



Connect your TV to your existing router wirelessly. Simply connect one Air 4420 to your TV and the other to your router. Press the AirTouch button on each device and you're connected. Setup is secure as the AirTouch technology sets up the devices automatically and in the process generates high level WPA2 wireless security passwords.



Box contents: 2 x AirTies Adaptors, 2 x PSUs, 2 x Ethernet connection cables and (not shown) a software CD.



The AirTies adaptor

slower 2.4GHz band. If you do decide to use 2.4GHz the AirTies software automatically detects interfering channels and cycles through alternatives until it finds the least crowded network — sweet.

## Conclusion

All in all the AirTies 4420-TV is a nifty piece of kit. I had no problems connecting using 5GHz at 300Mbps and it seemed to do all that was advertised.

## Pricing and Availability

Amazon.co.uk for £84.99 inc free delivery.



# NEW MAGIX Movie Edit Pro MX

## MX – The New Generation of Magix Software

MAGIX AG, One of the leading international providers of software, online services, and digital content, has announced the release of Movie Edit Pro MX. MX stands for Media-X-change – the idea being based around simplified media exchange within MAGIX programs. In time to come, all program of the MX series will be able to exchange data between each other (from the respective program) and will strengthen the interaction with Cloud services, mobile devices and social networks

Movie Edit Pro MX is available in two versions – Classic for beginners and Plus for more ambitious users, making it the perfect solution for beginners and ambitious users! Movie Edit Pro MX is even faster, even better and even more powerful right down to the last detail.

**MAGIX Movie Edit Pro MX** enables you to transfer video to your computer with ease, edit and dub the footage and add breathtaking effects, titles and transitions. Upload your videos to YouTube or create interactive menus and burn to DVD or Blu-ray to share your creations!

### Movie Edit Pro MX Features:

- Improved performance – Faster export and shorter loading times thanks to CUDA and OpenCL support

- New Browser Function – allows you to browse your projects in record time
- Clearly laid out interface
- More universal – the Media-X-change function means that interaction with other MAGIX programs, cloud services and social networks has been improved.

**Movie Edit Pro MX Plus** offers more tracks, more function and more templates for perfect videos in no time! In addition to the advantages of the MX version, the Plus version offers exclusive options for turning your videos into unforgettable movies complete with high-quality effects, animations and impressive 5.1 Surround Sound. With added features such as the ability to turn your footage into movie templates and completely revised templates and effects, Movie Edit Pro MX creates perfect videos with professional quality.

### Movie Edit Pro MX Plus Features:

- Professional video editing with 99 tracks, secondary colour correction, high-quality video and audio effects, 3D video editing, chroma keying etc.
- Audio dubbing at the highest level: Doby Digital 5.1 Surround Sound, audio mastering suite, audio effects in studio quality etc

- Multicam editing for 2 cameras, Stereo 3D video editing, screen capturing, travel route animation etc.
- Turn your footage into breathtaking movie trailers with professional trailer templates for all common movie genres.
- More Powerful – thanks to preview rendering, even very demanding editing passages play smoothly – perfect for older PC systems.
- More Dynamic – Change the speed of your footage with flexible curves – for spectacular slow motion and time-lapse effects
- More Creative – Completely revised templates and effects – enhance your footage with exciting transitions including sound effects, artificial blur etc
- Even easier to use – export finished movies to SD cards, perfect for archiving or for enjoying your movies on TV

### Price & Availability:

MAGIX Movie Edit Pro MX is available and Movie Edit Pro MX Plus are available now for SRP £59.99 and £79.99 inc VAT from Amazon and PC World.

*Review of 'Plus' version to follow — Ed.*





# Acronis True Image Home 2012

A First Look by Tony Hawes

My favourite file backup and recovery has just been updated to the 2012 version. As Acronis's press release says.

## “Acronis True Image Home 2012 Brings File Synchronisation to Backup and Recovery.”

*Comprehensive software goes beyond PC protection for a better computing experience*


On 14th October 2012, backup and recovery specialist Acronis, will launch **Acronis True Image Home 2012**, the latest version of its multi award-winning consumer software. In a move that promises to shake up the market, Acronis is the first to combine online backup, local backup and file synchronization in one product, not only protecting home PCs but also giving home users easy access to their digital lives, wherever they are, whenever they want.

Acronis True Image Home 2012 brings together Acronis' established, easy to use, disk imaging backup and recovery technology with file synchronization. The software allows home users to sync their files no matter where they are stored – PC, USBs, NAS, as well as in the cloud via Acronis True Image Online. If a change is made in one location, it is automatically updated in others, meaning home users can access their most up-to-date data anywhere, any time. Consumers can also share data securely with their family and friends.

Until now, file synchronization technology has been found in dedicated file sync products but not in disk imaging backup products, which is used to capture an entire PC, including the operating system, applications and files for fast and reliable recovery. Acronis True Image Home 2012 offers all these technologies in one easy-to-use solution.

The file sync is as simple as setting up a folder (akin to My Documents) and placing data in that folder. The information is automatically transferred and available between the different locations that the user wants to access. Home users can also choose to sync their data securely with family and friends with Acronis True Image Home 2012 installed on their PCs and laptops. Synchronization is easy via a home network or over the internet.

“Since 2002, we've been trusted by home users worldwide to protect their most valuable information. We've built a strong user base that provides us with excellent feedback to further enhance our products,” explains Jason Donahue, CEO of Acronis. “With the new version, we've thought beyond traditional backup features, to really give people an easier computing experi-



ence. People have spent years saving their files to flash drives or emailing themselves the latest version of their documents and it's messy and ineffective. Our latest developments will enable home users to take that extra leap, from hoping you have the latest version, to knowing that you do.”

“The product is very simple to install, very fast, responsive and is really easy to use,” said beta tester Phil Coats. “I found that the ‘Get Started Tutorials’ were easy to understand. Logging also gets a big thumbs up!”

### Other new or improved features

Other new or improved features in the product include:

- New: Extended support large disks (2TB+)
- Improved: Acronis Nonstop Backup now compatible with NAS, plus better optimized network load
- Improved: Enhanced NAS support
- Improved: Enhanced GUI

### Pricing and Availability

Acronis True Image Home 2012 is available through select retailers and online at <http://www.acronis.co.uk/homecomputing/products/trueimage/>. Recommended retail price is £39.95.

The Acronis True Image Home 2012 Plus Pack add-on is available online at <http://www.acronis.co.uk/homecomputing/products/trueimage/> and through retailers for £23.95. It enables users to restore the backed up image to dissimilar hardware, regardless of make, model or installed components.

### Licensing

Licensing is one perpetual licence per machine. Each computer to be synchronized requires a licence.

An Online licence for Acronis True Image covers up to 5 PCs.

### In Use

Acronis supplied a downloaded version for me to trial and so far it seems to do what's promised and if you're familiar with the 2011 and 2010 versions a lot more.

Basically as with earlier versions True Image Home can create images of partitions or entire hard drives, or if you only want to protect certain files or folders this can be simply be done too.

Better still if you want instant backup of essential files that you use regularly simply point the program's Nonstop Backup module at the location of these files. I asked it to backup, My Documents and My Pictures folders and True Image monitors these folders backing up new or modified files as they are created or used.

As mentioned in the press release the 2012 version also features online backup via the Acronis True Image Online service. The new Synchronisation tab lets you synchronise your chosen folders with anything from another folder on your PC, to a plugged-in USB external backup drive, or to other computers anywhere, or to a paid-for Acronis True Image Online account.

### KISS — (Keep It Simple Stupid)

I'm a great believer in simplicity and my usual backup practice is to do a Regular followed by Incremental backups of my drives 'C' and 'D' which contain my most used and important files. Backups are saved to a dedicated “for backup only” 2TB HD in my computer which makes for seamless and quick backups. Purists will say only backup to an external drive or NAS, and if my business depended on it that's what I'd do, but in a home environment I'm quite content for backups to be made regularly to an internal dedicated HD.

### Usability

I much prefer to show the various options etc in graphic form so here's a series of screen grabs showing the various options, so follow on below and overleaf:-



Fig. 1. The Initial Screen shows three simple options:

1. How to Backup
2. When to Recover
3. What is Sync?

(Continued on page 10)

(Continued from page 9)

Configuring the backup process is simple (see Fig. 3). It defaults to the basic backup process. If you need more advanced options click on the Disk Backup Options tool.

If things go wrong (see Fig. 5). Recover your backed up files to restore your computer to a working state.

The Tools and Utilities tab brings up a host of useful features:

1. Try & Decide allows you to perform a potentially unsafe operations in the Try Mode and Decide whether to apply that action or revert it without damaging your PC
2. Clone Disk allows you to copy partitions from one disk to another
3. Protection Tools including Rescue Media Builder, Acronis Start-up Recovery Manager and Acronis Secure Zone
4. Security and Privacy includes System Cleanup, Acronis Drive Cleanser and File Shredder
5. Disk Management tools to add a new disk, view the current state of the hard drive and the new Acronis Extended

Capacity Manager that allows you to use more than 2 Terabytes even if your OS does not support it

6. Backup Conversion allows you to convert an Acronis Backup to a Windows Backup and vice versa
7. The Image Mounting utility allows you to access an image as an ordinary disk

### Conclusion

Given that 1 and 2TB hard disks are available for a fraction of what they cost just a couple of years ago, there is no excuse for not backing-up your data to one of these, whether using a spare drive-bay in your computer as I do, or to an external hard disk connected via USB or eSATA connectors. The arrival of USB 3 means that data is transferred at ridiculously fast speeds and makes an externally connected hard disk a very viable option for most users.

For a home user True Image Home 2012 does pretty much anything a home user could ask for when it comes to backing up a computer, whether whole disks or simple folders

OK Microsoft Windows Backup which comes free with Windows 7, does many backup tasks and for free, but overall the ease and simplicity of True Image Home 2012, together with the built-in extra tools and utilities, makes it my choice of backup software. It's good, easy and reliable and gets my recommendation.

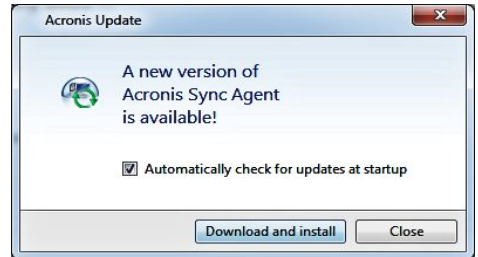


Fig. 2. Following installation it automatically checks online for updates

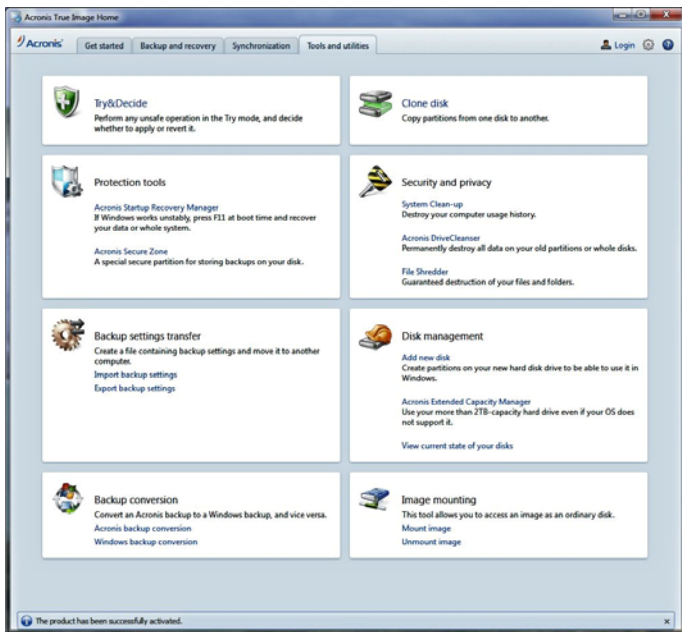


Fig. 4. Tools & Utilities — Tabs.

Try & Decide, Clone Disk, Protection Tools, Security & Privacy, Backup Settings Wizard, Disk Management, Backup Conversion and Image Mounting.

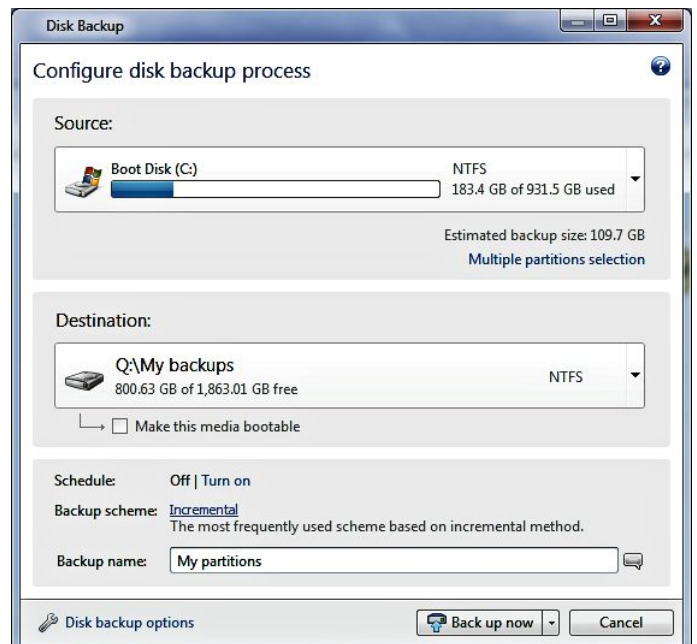


Fig. 3. Configure your disk backup process

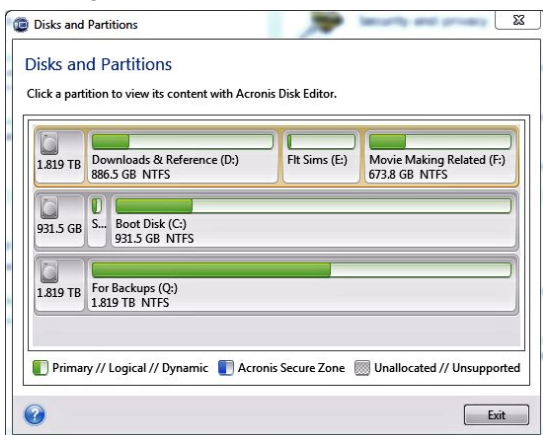


Fig. 6. Disk & Partitions identified by Acronis

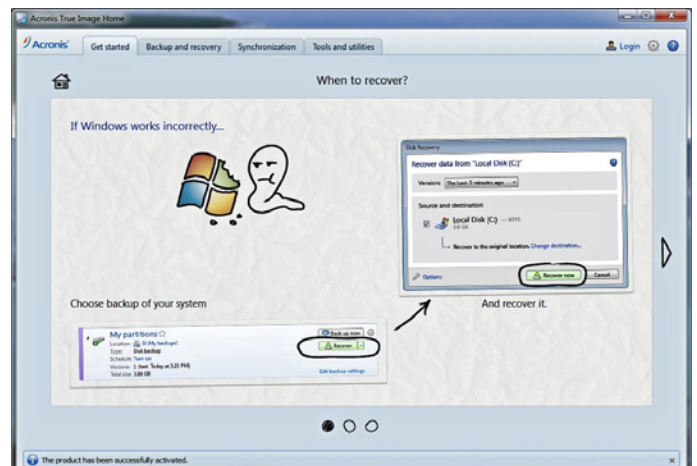


Fig. 5. Recovery options for when things go wrong



# New from Nuance 1 — OmniPage 18

## **OmniPage 18: No. 1 in Scanning and Document Conversion**

Nuance Releases OmniPage 18, Extending its Lead in Document Conversion and OCR Software

Outpaces All Others with First Ever Scan to Cloud Connectivity, Innovative PDF eDiscovery Conversion – and a 67% Increase in Document Conversion Accuracy

LONDON, UK - 18 May, 2011 – Nuance Communications, Inc. (NASDAQ: NUAN), a leading provider of speech and imaging solutions, today introduced OmniPage 18, the new release of the world's best-selling and most accurate document conversion and scanning solution for Microsoft Windows. OmniPage 18 extends Nuance's lead in the industry with first ever scan to cloud capabilities and innovative PDF eDiscovery conversion.

OmniPage 18 is a significant and valuable upgrade, delivering a wide range of innovations and enhancements focused on making scanning and PDF conversion even more productive and powerful. This release introduces a number of innovations including the Nuance Cloud Connector, which allows users to directly open, save and convert documents in Google Docs, Box.net, Windows SkyDrive, and over 20 additional cloud services. The Nuance Cloud Connector also allows users to automatically scan converted documents to those same cloud environments, eliminating cumbersome login and upload steps.


"OmniPage 18 was designed with a strong focus on user input, resulting in a product with the highest levels of quality and accuracy ever," said Robert Weideman, General Manager and Senior Vice President for the Nuance Document Imaging Division. "With over 70 percent of OmniPage customers already using document cloud services, this release brings the power and value of OCR and scanning to a growing mobile and cloud-connected world."

OmniPage 18 also delivers greater speed and convenience than ever before. OmniPage 18 saves users 15 minutes or more per page, compared to manually re-creating a document – translating into an hour of time saved for a simple four page document. In addition, OmniPage 18 increases its PDF conversion speed, delivering 30 percent faster processing for multi-page PDF files, and includes new scanner enhancement tools (SET) that use automatic image correction to improve the quality of poorly scanned images. For example, whiteboard content can be captured using a mobile phone camera, with the image enhanced for readability using OmniPage 18.

Another first for OmniPage 18 is its innovative PDF conversion capability. Where other products can destroy annotation information as they make scanned PDF files searchable, OmniPage 18 includes the eDiscovery Assistant, which creates a more optimised searchable PDF while preserving sticky notes and annotations within the PDF. The result delivers exactly what users want – all the existing PDF annotations are saved, and they have the ability to search all the scanned content in the PDF. The eDiscovery Assistant also supports batch conversion, making OmniPage an invaluable tool for those working with contracts, document revisions, HR materials, as well as scanned financial and tax information.

### **Key Capabilities and Benefits of Nuance OmniPage 18**

- The most accurate is now even better. OmniPage 18 delivers up to a 67 percent increase in layout accuracy and an 18 percent character accuracy improvement for turning paper into editable digital documents.
- Perfect formatting. Converted documents look like the original – complete with columns, tables, bullets and graphics – and are easier to edit than ever before.
- Improved organisation. OmniPage includes Nuance PaperPort software which helps users organise, view and find over 150 document and photo formats. It also includes Nuance PDF Create to create 100 percent industry-standard PDF files.
- Mobile document capture. Use images from iPhone, iPad, or a digital camera and convert them into a readable format for mobile devices and electronic book readers.
- Convert documents in the cloud. Convert documents stored in Windows Live SkyDrive, GoogleDocs, Evernote, Dropbox, and many more. Includes the Nuance Cloud Connector powered by Gladinet.
- Complete forms processing. Convert paper forms to fillable forms and



distribute electronically. OmniPage can collect data from PDF or paper forms and export to a spreadsheet or database compliant format.

- Microsoft SharePoint and DMS connectivity. Features new support for Open Text Hummingbird Connector, Autonomy-Interwoven iManage Connector, and support for Microsoft SharePoint connectivity.
- Built-in automatic redaction and highlight. Redact or black out confidential text or quickly locate information with highlights. OmniPage can recognise and automatically mark up text based on a list of key words.
- Language recognition for over 120 languages. Process, edit and store documents from anywhere in the world. Now supports Chinese, Japanese and Korean languages.

### **Pricing and Availability**

OmniPage 18 and OmniPage Professional 18 are available through Nuance's global network of reseller partners. OmniPage 18 is £79.99 and OmniPage Professional 18 is £299.99 for individual users, with volume discounts available through the Nuance Open License Program. Upgrade pricing and support products are also available. For additional information on OmniPage features, pricing and volume licensing programs, please visit <http://www.nuance.co.uk/imaging/products/omnipage.asp>

# New from Nuance 2 — Dragon Naturally Speaking 11.5 Premium

Talked to by Tony Hawes

I've been using dragon NaturallySpeaking and its predecessors for quite a few years now starting with Lernout & Hauspie, ScanSoft, Dragon Dictate, NaturallySpeaking version 9 and 10 and now version 11.5. So it was interesting to see how version 11.5 performs. But before that here's what Nuance claim for Dragon Naturally Speaking 11.5 Premium:

## Product Features

- Transform ideas into text at the speed of speech
- Don't let typing slow you down: Say words and watch them appear on your computer screen in Word, Word Perfect, Excel, Outlook, and more
- Create reports, spreadsheets or presentations
- Send email, create tasks, or schedule meetings
- Surf the Web
- Post to Facebook or Twitter, or download your favourite music -- using just your voice.
- Use your iPhone or iPod as a wireless microphone for great recognition accuracy
- Three times faster than typing — with up to 99% recognition accuracy
- Play back what you've written for easy proofing
- Control your PC in a relaxed, hands-free mode without being tied to your keyboard.

- Tell your PC what to do, like "Send email to Jon Smith" or "Search images for Barack Obama,"
- Work faster and smarter. Complete multiple steps with a single voice command.
- Personalize Dragon with custom word lists and voice commands that reflect the work you do
- Set formatting preferences, too.
- Use with a Nuance-approved digital voice recorder from anywhere, at any time
- Then Dragon will automatically transcribe the audio files when you return to your PC.

## Installation

Installation is simple put the DVD in your drive, run setup (if it doesn't Auto-Run) and it will then ask a few minor questions as to where it should go and ask whether you want to undertake training. Although it's possible to use NaturallySpeaking without training it is strongly recommended that you use the training options so it can assess the quality of the microphone being used, the audio capabilities of your computer, assess the quality of your voice etc. We all speak differently I have a deep voice, a woman talking would have a high-pitched feminine voice, a child using the program would have an even higher pitched voice and unless NaturallySpeaking can assess the various differences of the voice speaking to it, it will not give an accurate transcription of what's been said.

## In Use

So having installed the program the first thing to do is to run through a brief 10 min or so training routine to assess the quality of your voice and the vocabulary you use. This means reading from a training script, having done this Naturally Speaking is optimised for your voice and speaking style. If others in the family want to use it, it's necessary for them to train it for their voice.

When you open the program Naturally Speaking places its "DragonBar" on the Windows desktop. Here one can turn on and close down the program, turn on and turn off the microphone, although to make it easier the default "turn on the microphone command" is mapped to the Plus (+) key of the Numeric Keyboard. Turning the mic off can be commanded by saying "microphone off", or alternatively clicking on the microphone icon on the top left of the DragonBar.

NaturallySpeaking can be used in most Windows programs: the Desktop, e-mail, Explorer, Microsoft Word etc. and as done here by using Microsoft Word 2010. You can also use it in the supplied DragonPad application which is very similar to Microsoft's WordPad and is the ideal application for short articles or notes, but if you're going to do a long document I would suggest that Microsoft Word is the best place to do the transcription and any subsequent editing.

When you train the program it does offer some odd and similar words like ice cream (to eat), and I scream (to shout). So here's an example of perhaps how it could be tripped up by the vagaries of the English language:

*"Professor Smith,*

*You were right to write me right now regarding my research report. I know that I am slightly behind, but I expect to hand in the paper on chrysanthemum species by the end of the week. Thank you very much."*


As you can see it sailed through it admirably choosing write from right in the right context. At the October meeting I showed how well it transcribed a passage from a new book the "Explorers of the Nile." I'll repeat it again just to show that it was no fluke as to how the transcription turned out exactly as written.

*"In the middle of the 19<sup>th</sup> century the whereabouts of the Nile's source was still the planet's most elusive secret, as it had been since the days of the Pharaohs. When Alexander the great was shown the Temple of Ammon in Luxor, the first question he asked is said to have been: "What causes the Nile to rise?" Indeed, a longing to find answers to the twin mysteries of the location of the river's source, and why it always flooded in summer rather than in winter had drawn Alexander to Egypt as powerfully as any military, commercial or political reason. From 30 BC Egypt was ruled by Rome. A Roman proverb ("it would be easier to find the source of the Nile") was still current in 19-century Europe as a handy epitaph to hurl at impractical dreamers of all sorts."*

The quote marks and brackets have to be inserted by saying "Open Quote", "Closed Quote" and "Open Brackets" and "Close Brackets". It's not yet clever enough to assess these features, whereas commas and full stops will be inserted automatically depending on your speaking style.

For the slow typist dragon NaturallySpeaking has a lot going for it. It really can cut down the time needed to write a letter or an article such as this for ROM. It's expensive, but can save an enormous amount of time typing out, correcting it and finally saving for insertion in the group newsletter.

With a powerful computer, one can dictate at normal dictation speed and the result is



Dragon's microphone is off, you can press its hotkey or click its icon to turn it on.

Naturally Speaking's DragonBar which sits on the Windows Desktop when the program's running.

(Continued on page 13)



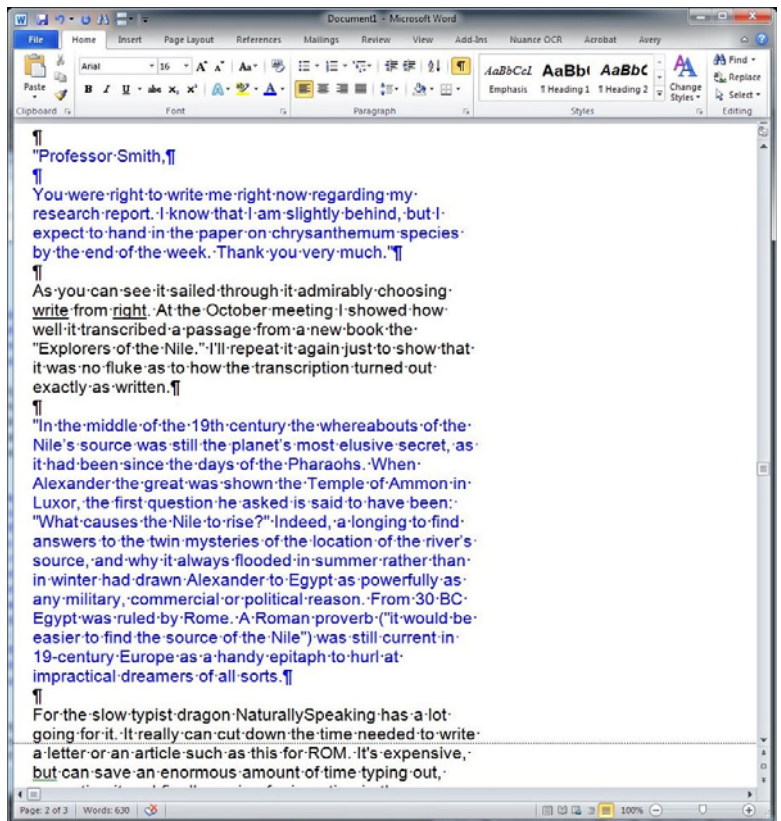
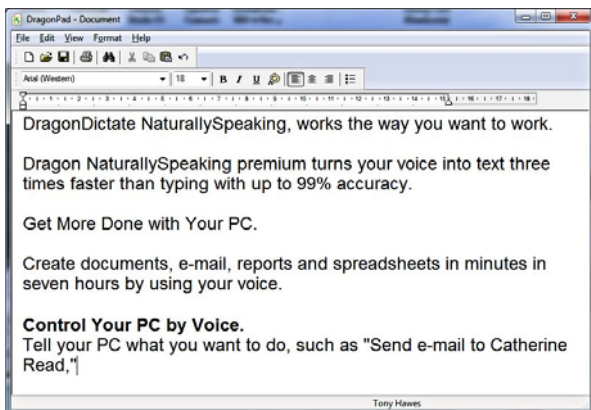
(Continued from page 12)

almost instantaneous transcription. I like it.

### Pricing and Availability

Dragon Naturally Speaking 11.5 Premium costs £107 from Amazon.co.uk.

The less well featured "Home" version 11.5 costs £62, while the version 11 products are cheaper too.



Two ways of dictating text into your computer. Into DragonPad (left). Ideal for short notes or articles. Or talk direct into Microsoft Word (right).

## Acer Aspire Ethos 5951G

As demonstrated at the October 2011 meeting

Way back in the spring I attended a press event at which Acer computers launched a new range of laptops. I was particularly impressed by and aspire ETHOS laptop with an 18-inch screen, Blu-ray DVD player, Intel core i7 (Sandy Bridge) processor, stacks of RAM and a very large hard disk which looked like an ideal replacement for a desktop. So I immediately put my name down for a review sample when available. In the event it wasn't until the middle of summer that I was told one would be available. Unfortunately my requirements for a review sample that I could show to the group at one of our regular monthly meetings didn't coincide with review samples that Acer had available, I suggested to Acer's PR company that I would like to borrow the review sample so that it could be shown at the October meeting. Unfortunately at the beginning of October I was told that the 18-inch Acer Aspire ETHOS laptop was unavailable and would I like to review and demonstrate the next one down, one with a lesser specification, a much smaller screen and no Blu-Ray player. In the circumstances I said yes, the smaller 15.6 inches screen laptop with an Intel core i5 Sandy Bridge processor with a good NVIDIA graphics card would be fine.

When it arrived I was impressed. Although it didn't have all the bells and whistles



Acer Aspire Ethos 5951G showing the removable touchpad

that would have come with the 18-inch screen model, it was still pretty impressive. Initial impressions were very good, it looked high-quality with its stylish black, brushed metal finish metal casing, it came with a numeric keyboard a useful feature when using a spreadsheet, a fingerprint scanner with biometric password management/logins. A Crystal Eye HD webcam that can be used for Skype conversations is at the top of the screen.

### Backlit Keyboard

One of the more useful features was that the keyboard keys that stood proud of the keyboard base. The keyboard is backlit, being illuminated from underneath, a useful feature if you need to type in semi darkness. In use the keys were firm making for



The "Chiclet" Illuminated Keyboard. Note how the keys stand proud.

easy keyboard typing.

Alongside the left screen hinge are three keys/buttons:

1. A programmable key, the default setting being to start the launch manager which allows the key to be programmed
2. Opens Windows Media Center.
3. Turns on the keyboard backlight control.

### Touchpad

The touchpad is not like the usual touchpad at all, it's removable, slide a switch underneath it on the front of the laptop and it slips out, and can be used as a remote control with the supplied Clear-Fi software. As well as the normal keypad movements controlled by your finger there are two dedicated areas on the

(Continued on page 14)



Top of the screen — Crystal Eye HD Webcam for Skype conversations etc.



The removable touchpad



Comes with Dolby Home Theatre



Special shortcut keys. Programmable key (left), Media Centre (centre) and Keyboard backlight (right).



Specification plate next to the keyboard.



Base showing silver CineBass subwoofer, red slider switch for turning the non-removable battery on and off and screws for access to the HD.

(Continued from page 13)

touchpad to control your videos or music, but in use operating the touchpad as a remote is limited. It's a good idea that needs more development. The touchpad has its own built-in rechargeable batteries that are recharged when the touchpad sits in its cradle in front of the keyboard. When out of the cradle it communicates by via a Bluetooth connection.

### Audio

Audio wise it has built in Dolby 5.1 speakers, but in my opinion this is a vastly over-hyped feature as they are nothing like a cinema-style loudspeaker setup; they are adequate but not terribly impressive. However, connect external speakers and the Dolby 5.1 features come into their own.

### Screen

The other disappointment was the 15.6" 16:9 HD LCD screen. It was too glossy and suffered badly from reflections. At the beginning of the month when it was unseasonably sunny and warm, I thought I'd do some work on my garden terrace, but despite turning the screen brightness up to maximum, the brightness of the reflections off the screen made it almost impossible to work, it's nothing like a good Matt surface screen similar to my existing Acer laptop which I can use quite happily in the brightest sunlight, but again one small qualification. If you are going to work in a darkened room the screen is more than adequate.

For a screen of this size the resolution at only 1366 x 768 pixels is way too low. This was particularly noticeable if one wanted to play a DVD movie, the movie lost its sparkle, and if we go back to the Sony 17-inch VAIO laptop that we saw in September

with its gorgeous real full-HD screen, the Acer loses points. As was noticed at our demo in October, there was some stuttering when playing back a new DVD, not a Blu-ray DVD, (it doesn't have a Blu-Ray player), but a bog standard shop bought, albeit high quality DVD, the digitally remastered version of the 1960's hit "The Sound of Music").

### Input / Output Connectors

This laptop comes with a good selection of input/output connectors, including a connection for the latest USB 3.0 protocol, also noticeable was that it came with a FireWire port; many laptops nowadays have ceased including these, which for users like me who likes to download video from a relatively old (six years old) DV camcorder, makes for a real bonus feature.

Other connectors include another USB port, but this time USB 2.0; HDMI connector, eSATA, VGA, Ethernet, and the usual selection of headphone, microphone, and audio-in sockets. Interestingly the headphone socket doubles as an SP/DIF optical port to connect the Ethos to an external 5.1 surround sound system and finally there's an SD card slot on the front to download your photos or videos from a camera or camcorder SD card.

### Bundled Software

I haven't used a recent Acer laptop and was surprised at the number of bundled applications supplied with it, including Microsoft Office 2010 Starter, Windows Live Essentials 2011, McAfee Security Suite, Clear.fi DLNA media sharing software (if I'd known in time this would have been a perfect chance to see how well this feature worked with the Air Ties set up

reviewed on page 7). NTI's Media Maker for DVD authoring and the GameZone console with a selection of casual games. You have to make your own decision as to whether these are worth keeping, I tried Microsoft Office 2010 Starter which I hadn't seen before and was fairly impressed, it is basic, but worked like a better version of WordPad, but I think some of these programs just occupy space unnecessarily and should be removed once you are happy with how the laptop is performing.

### Conclusion

Like the curates egg, the Aspire Ethos 5951G is good in parts. On the whole it performed very respectably as a desktop replacement; the removable touchpad which I initially thought was a bit of a gimmick turned out to be quite useful. The 750 GB hard disk, 8 MB of RAM, and dedicated NVIDIA graphics card shows that this is a powerful machine and not to be sneezed at. However, I was disappointed with the shiny and relatively low resolution screen and disappointed that the DVD stuttered occasionally when playing some DVDs (as was commented on by the audience at the Group meeting in October). Others may think the laptop is absolutely ideal as a desktop replacement.

### Supplied By

The review laptop was supplied by Save on Laptops who seem to have an outstanding selection of laptops at highly attractive prices, selling the 5951G for £857 — it's also available elsewhere online. More about Save on Laptops can be found here:

[http://www.saveonlaptops.co.uk/Acer\\_Aspire\\_Ethos\\_5951G\\_1091461.html](http://www.saveonlaptops.co.uk/Acer_Aspire_Ethos_5951G_1091461.html)



# Seagate Momentus XT Solid State Hybrid Drive

## Seagate Momentus XT Solid State Hybrid Drive

Shortly before this issue of ROM went to press Seagate's PR company were in touch with me about testing one of their new Solid State Hybrid drives. So far I've only got their PR to work from, but expect to have a review sample for testing shortly that I'll be demonstrating at the February 2012 meeting.

Here's what their PR says.

### Key Advantages

- Solid state hybrid drive delivers SSD-like performance with hard drive capacity options.
- Adaptive Memory technology customizes performance by aligning to user needs for overall improved system response.
- 80 percent faster performance than traditional 7200-RPM drives in PCMark Vantage benchmark scores
- Low heat and vibration—quiet operation without giving up storage capacity and affordability
- OS- and application-independent—designed for any SATA standard laptop PC
- Seagate 5-Year Limited Warranty

### Best-Fit Applications

- High-end laptops and workstations
- High-performance gamer laptops
- Fast external enclosures: USB 3.0, eSATA
- Small form factor PCs

### SSD-like Performance with Affordable High-capacity Hard Drive Storage for Laptops

The Seagate Momentus XT solid state hybrid drive combines SSD-like performance with affordable high-capacity hard drive storage for laptops, external backup and small form factor desktop PCs. This drive is designed for all standard laptop PCs and is OS, driver and software-independent, making it easy to integrate and easy to use.

The Momentus XT drive offers hybrid storage with Adaptive Memory technology, enabling the drive to deliver higher capacities up to 500GB and SSD-like performance.

### Adaptive Memory Technology

Designed with high-performance core components on an innovative platform, the Momentus XT drive consists of a 7200-RPM hard drive with 32MB of cache, 4GB of solid state SLC NAND flash storage, and Adaptive Memory self-learning technology. Adaptive Memory technology intelligently monitors frequently used applications and data files, then places them into the solid



state portion of the drive so they can be quickly recalled. Adaptive Memory technology enables the drive to tailor its performance to the user. Whether you are gaming, editing digital media or crunching numbers, the performance is optimized and ready for your next move.

### Applications

The Momentus XT drive is designed to deliver SSD and 10,000-RPM-class performance in an affordable 2.5-inch drive. Those who crave this level of performance usually have demanding application needs. Among them:

- Workstations running CAD or other multimedia rendering applications, including video creation, video editing and photo editing
- Commercial PCs that require fast response times for office applications will gain tremendous time with the Momentus XT drive and Adaptive Memory technology.
- Gaming laptops—You don't want to be held up getting into the game, and Momentus XT drives will help you perform your best every time.

### The Seagate Advantage

Seagate has a proven record of innovation and is the first drive manufacturer to deliver a solid state hybrid drive that self-tunes its performance so that frequently used data and applications are immediately

accessible. Seagate continues to lead the industry in driving extreme performance and capacity at prices anyone can afford.

### Specifications

- Capacities: 250, 320, 500 GB
- Interface: SATA 3GB/s with NCQ
- Cache: 32Mb
- Spindle Speed: 7200 RPM
- Solid State Memory: SLC NAND (4GB)
- Operating Shock: 2ms 350 G's
- Non-operating Shock: 1ms 1000 G's
- Idle Acoustics: 2.3 bels
- Seek Acoustics: 2.5 bels



Bottom View

# Adobe Releases Photoshop Elements 10 & Adobe Premiere Elements 10

## **Adobe Releases Photoshop Elements 10, Adobe Premiere Elements 10 & the two Bundled Together**

Bringing Intelligent Photo - and Video-Editing with Intuitive Organising Power to Windows and Mac Customers

London, UK — Sept. 20, 2011 — Adobe Systems Incorporated (Nasdaq:ADBE) today announced Adobe Photoshop Elements 10 & Adobe Premiere Elements 10 for Windows and Mac, the newest version of Adobe's award-winning, No. 1 selling consumer photo and video-editing software. This milestone release celebrates 10 years of bringing powerful, easy-to-use technology to consumers. Available as stand-alone products or as a single retail package, Photoshop Elements 10 & Adobe Premiere Elements 10 offers two complete solutions that redefine what it means to bring photos and videos to life.

"The Photoshop Elements 10 & Adobe Premiere Elements 10 brings together all the functionality people need to easily create, perfect and share both photo and video memories," said Winston Hendrickson, vice president of Digital Imaging Products, Adobe. "The new features expand the creative possibilities with photos and videos. And now, more than ever, people who capture photos are experimenting with video, so we're offering new tools and technology that bring video editing to photographers in a way that is natural and easy for them."


### **Make Every Photo Pop**

Celebrating a milestone release and 10-year award-winning legacy, Photoshop Elements 10 features enhanced content-intelligent tools powered by the same engine that fuels Adobe Photoshop software, the industry standard for digital imaging. New Guided Edits, like Depth of Field and Picture Stack, provide step-by-step guidance to create awe-inspiring photos. Also, Facebook enthusiasts will now enjoy the ability to tag photos based on their Friends List, making the tagging and sharing process seamless.

Photoshop Elements 10 also adds more ways to work with photos creatively, like the ability to add text that automatically follows the outline of a subject or a custom path and crop guides for the best compositions. Also, users can now apply 30 new Smart Brush effects by simply brushing over an area of the photo.

### **Create Amazing Videos with Ease**

Adobe Premiere Elements 10 includes



amazing new tools that take the work out of video editing and let users focus on making incredible home movies. From one-click tools that easily correct and enhance visual clarity for perfect colour throughout the movie, to new Instant Movie themes that intelligently build movies in seconds, turning great videos into lasting memories is now as much fun as watching them with Adobe Premiere Elements 10.

Enhanced pan and zoom capability adds drama to a story and automated options take the work out of finding faces with the pan and zoom process. Sharing finished projects is easy with options to upload directly to Facebook and YouTube as well as export in AVCHD format allowing users to burn high quality HD movies. And for the first time, Adobe Premiere Elements offers enhanced performance for 64-bit Windows 7 users.

### **Quickly Organise All of Your Media**

Uniting the power in Photoshop Elements 10 and Adobe Premiere Elements 10, the Organiser offers the ability to easily organise and manage files with precision so users spend less time searching for what they want. The new Object Search makes finding photos based on what is in them as easy as drawing a box around the object – from a landmark to a pet. Also, to keep an entire collection of photos organised and clutter free, the new ability to search for duplicate photos helps users quickly group and delete photos they don't need.

Photoshop Elements 10 and Adobe Premiere Elements 10 users can purchase Adobe's integrated online services Elements Plus, which includes 20GB of storage for automatic online backup and sharing (up to 15,000 photos or four hours of DVD-quality video), as well as

access to an extensive library of how-to's, artwork, templates, movie themes and effects.

### **Connecting to a Mobile World**

Photoshop Elements 10 and Adobe Premiere Elements 10 offer users a comprehensive set of sharing capabilities for today's social and mobile worlds. Whether a social networking site or sharing service like Facebook, Flickr, YouTube, Photoshop.com or a personal website, users can share creations directly from within the Elements Organiser and view them from virtually anywhere on the go. Photoshop Elements 10 also enables developers to create tablet and mobile applications that interact with the software via the included API, opening the possibilities for interactivity between touch devices and Photoshop Elements.

### **Pricing and Availability**

Adobe Photoshop Elements 10 & Adobe Premiere Elements 10 software for Windows and Mac is available now at [www.adobe.com/uk](http://www.adobe.com/uk).

At Amazon.co.uk Adobe Photoshop Elements 10 sells for £61.60. Adobe Premiere Elements 10 for £61.60 or the two bundled together for £93.49.

New upgrade pricing allows past Photoshop Elements & Premiere Element users of any version of Photoshop Elements & Adobe Premiere Elements to purchase Photoshop Elements 10 for £50.71 and Adobe Premiere Elements 10 for £50.71. The upgrade price for the bundled version is £76.05.

We hope to have review copies soon — so watch this space.



# PURE Launches the Ultimate in-Car Digital Radio and Audio Adapter

## Pure Highway 300Di

**Feature-rich Highway 300Di enables high-performance digital radio, iPod, iPhone, USB audio and more**

PURE, the world-leading radio maker, presents the PURE Highway 300Di, a professionally installed, high-performance and feature rich, in-car digital radio adapter that can upgrade almost any car to receive digital radio. Highway 300Di includes best-in-class digital reception, full control of music stored on an iPod, iPhone or iPad, pause and rewind of live digital radio and dual tuners, which enable a dynamic station list.

Exclusively available at Halfords priced £179.99, the PURE Highway 300Di is on launch promotion for a limited period with customers receiving free installation, set up and demonstration, saving at least £24.99.

Highway 300Di will benefit from a significant airtime campaign from four partnership broadcasters: National commercial station, Smooth Radio; Premier Christian Radio; BFBS (British Forces Broadcasting Service); and Amazing Radio (the only national radio station dedicated exclusively to playing emerging and independent music).

Building on the success of PURE's original Highway in-car digital radio adapter, which accounts for over 80% of all in-car digital radio aftermarket solutions, the new PURE Highway 300Di has been designed to offer customers an elegant, fully fitted solution with high-performance reception, which doesn't clutter the car with cables and doesn't require any holes to be drilled. (The original Highway will continue to be

available at an SRP of £79.99 to offer customers a self-fit solution).

The PURE Highway 300Di comes with a compact, interface box, which is fitted discreetly in a suitable location for the vehicle such as behind the dashboard or in the glovebox; an attractive, removable, controller unit with mounting bracket; an innovative, active, glass mount aerial for the best possible reception, a 3.5mm line-in cable and a USB cable for an iPod, iPhone or iPad, which also charges the connected device.

The compact controller unit is mounted on the dash and comes with an OLED display, which is readable from any angle. Highway 300Di is 'Works with iPhone, iPod and iPad' compliant and enables full control of music stored on these devices from the controller unit. Content stored on an iPod, iPhone or iPad can be navigated from the controller by artist, album, track and genre. The controller also comes with 30 easily accessible digital radio favourites, backlit buttons and the ability to pause and rewind live digital radio and any other audio source.

The unique, active aerial supplied with the Highway 300Di is affixed to both sides of the user's windscreen and provides the best possible digital radio reception.

Highway 300Di has dual tuners, which constantly update a 'dynamic station list' so

that all searchable stations are always available and any regional stations are cut from the list when the user drives out of that station's area.


The user is also able to playback audio from a USB thumb drive through their Highway 300Di. The USB port also enables software updates.

Paul Smith, PURE's general manager, says: "We have sold almost four million digital radios and we know that our customers love them. Highway 300Di lets them access the same great content and user experience in-car that they've come to know and love in their home. We are delighted that the country's leading car audio retailer will be making Highway 300Di available to its customers; this is an important step forward for the sales of in-car digital radio adapters and will be a significant catalyst in helping digital radio switchover."

Halfords Digital Expert, Nik Dix says: "There is now real momentum in the transition to digital radio and the launch of the new fully fitted PURE solution from Halfords is a vital step in ensuring that drivers can take advantage of all the associated benefits."

Jonathan Gillespie, Group Commercial Director of Smooth's parent company, GMG Radio, says: "We are delighted that the PURE Highway 300Di will make Smooth Radio, in particular, available to all of its audience across the UK whilst in the car, not just those in our FM regions. is another step in providing easy access to channels, whenever and wherever listeners want them. Enabling more car-users to sample the increased number of radio channels available on DAB, thus enriching the listening experience, is another positive step

*(Continued on page 18)*



Highway 300Di — Kit Contents



Highway 300Di — Dashboard Controller



Highway 300Di — Dashboard Controller fixed to an air-vent on the dashboard



DAB Antenna — no physical connection — induction fed through the windscreen



DAB Antenna — Outside View

(Continued from page 17)

and we are very happy to be supporting the launch of the Highway 300Di.

### When will VHF/FM be Replaced by DAB?

An interesting concept, but wide-spread adoption of DAB will only happen if and when the main FM stations are turned off.

For some inexplicable reason back in early 2009 Lord Carter's review of digital broadcasting advocated, without asking any member of the public whether they wanted it or

not, that DAB would be introduced to replace FM Radio. Radio chiefs were dead keen on the idea; so the then Labour Government made a diktat that by 2015, VHF/FM broadcasts would be switched off, but luckily for consumers the outgoing Labour Government was not able to put the 2015 date into its Digital Economy Act, which was rushed through during its last days of power in April 2010.

But the new Coalition government had second thoughts and downgraded this to 'an aspiration' declaring that a switchover would not happen 'until the vast majority of listeners have voluntarily adopted digital radio and

until digital coverage matches FM.'

The rethink came after it was revealed millions of motorists will be forced to spend hundreds of pounds replacing or converting their car radios with new digital sets and new equipment at home an example of planned obsolescence on a massive scale.

The current target is that the switch off will only happen when 50% of listeners listen digitally, at the moment just 28% do so. So a long time to go to switch-over, if at all.

## Norton Internet Security 2012

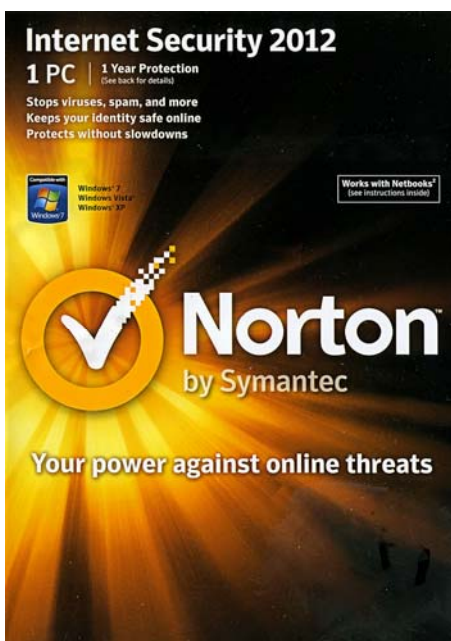
### Norton Internet Security 2012: Your power against online threats.

Quickly detect and eliminate online threats.

Stop viruses, spyware, online identity theft, and more with the powerful protection of Norton Internet Security. With the ability to quickly detect and eliminate online threats, Norton Internet Security uses four unique layers of protection to prevent threats from ever reaching your computer, without slowing you down. Plus, it gives you easy access to Norton Online Family so you can protect your kids from online dangers. The result? Superior protection with fast scan speeds and low impact on your PC's performance. So you can surf, shop, bank, and socialize online safely, without annoying slowdowns or interruptions.

#### How does it work?

Stop viruses, spyware, online identity theft, and more with the powerful protection of Norton Internet Security. With the ability to quickly detect and eliminate online threats, Norton Internet Security



uses four unique layers of protection to prevent threats from ever reaching your computer, without slowing you down. Plus, it gives you easy access to Norton Online

Family so you can protect your kids from online dangers. The result? Superior protection with fast scan speeds and low impact on your PC's performance. So you can surf, shop, bank, and socialize online safely, without annoying slowdowns or interruptions.

- Stops viruses, spyware, and online identity theft with powerful threat protection
- Allows you to browse, shop, bank, and socialise online without worry
- Lets you enjoy your favourite online activities safely, without annoying slowdowns or disruption
- Protects your kids when they go online with award-winning Norton Online Family
- Gets your PC up and running fast with quick setup and easy-to-use features
- Norton protection system provides several powerful layers of protection to stop online threats before they can infect your computer

#### Pricing and Availability

Norton Internet Security 2012, 3 Computers, one-year year subscription. £29.95 from Amazon.co.uk.

## Doro PhoneEasy 615 Mobile Phone with Camera

A brief reminder that Doro continue to enhance their range of mobile phones.

One of the latest I've seen recently is the Doro PhoneEasy 615.

#### Main features

- 3.2 Megapixel camera with flash
- Speakerphone - talk handsfree
- Keylock - this prevents mistakenly dialling or pressing buttons while in the pocket or bag
- Call timer - tells you how long each call has taken
- Backlit keypad - very useful feature improving number visibility whilst dialling and texting
- Menu navigation - simple menu access for changing incoming call tone and volume etc.

- Dial up safety alarm - this feature will dial or text certain numbers in an emergency at the touch of one button
- Key tone - audible notification each time a key is pressed
- Calculator
- Clock
- Calendar
- FM-radio
- Larger buttons for easy navigation

The inclusion of a camera is a new feature for me. However you need a Micro SD card (not supplied) if you want to make the best of its photo capabilities. It also comes with a drop-in charging cradle, which is nice. It also looks good too. Unlocked and Sim Free but not suitable for the 3 Network. Price about £143 from Amazon.co.uk.

